



LIBRARIES

UNIVERSITY OF WISCONSIN-MADISON

Wisconsin [men's] basketball 1986-87 media guide. 1986

Madison, Wisconsin: UW Sports News Service, 1986


<https://digital.library.wisc.edu/1711.dl/62X7CYZCX7PUD83>

<http://rightsstatements.org/vocab/InC/1.0/>

The libraries provide public access to a wide range of material, including online exhibits, digitized collections, archival finding aids, our catalog, online articles, and a growing range of materials in many media.

When possible, we provide rights information in catalog records, finding aids, and other metadata that accompanies collections or items. However, it is always the user's obligation to evaluate copyright and rights issues in light of their own use.

WISCONSIN BASKETBALL



**1986-87
MEDIA GUIDE**



PUBLISHED BY THE UW SPORTS NEWS SERVICE

1986-87 WISCONSIN BASKETBALL SCHEDULE

DAY	DATE		OPPONENT	TIME
Tuesday	November	11	POLISH NATIONAL TEAM (exhibition)	7:35 p.m.
Friday	November	28	NEBRASKA-OMAHA	7:05 p.m.
Saturday	November	29	SOUTH FLORIDA	7:35 p.m.
Monday	December	1	Marquette	7:30 p.m.
Thursday	December	4	SOUTH CAROLINA	7:35 p.m.
Saturday	December	6	Central Michigan	12:30 p.m.
Monday	December	8	Miami (FL)	6:30 p.m.
Wednesday	December	10	NORTH DAKOTA STATE	7:35 p.m.
Thursday	December	11	Northern Illinois (@ Rockford)	7:30 p.m.
Monday	December	22	EASTERN ILLINOIS	7:35 p.m.
Tuesday	December	23	KENTUCKY STATE	7:35 p.m.
Saturday	December	27	Hawaii at Rainbow Classic Tournament	1:15 a.m.
			(California vs Florida	11:05 p.m.)
			(Kansas vs Pittsburgh	11:05 p.m.)
			(Arkansas vs Ohio State	1:15 a.m.)
Sunday	December	28	Second Round of Classic	
Monday	December	29	Championship and Consolation Games	
Tuesday	December	30	Minnesota	1:00 p.m.
Saturday	January	3	Iowa	8:00 p.m.
Monday	January	5	ILLINOIS	7:05 p.m.
Thursday	January	8	* PURDUE	3:05 p.m.
Saturday	January	10	Indiana	7:00 p.m.
Thursday	January	15	Ohio State	7:00 p.m.
Saturday	January	17	MICHIGAN STATE	7:05 p.m.
Thursday	January	22	MICHIGAN	7:05 p.m.
Saturday	January	24	Northwestern	7:00 p.m.
Saturday	January	31	Purdue	7:00 p.m.
Thursday	February	5	Illinois	7:00 p.m.
Saturday	February	7	OHIO STATE	7:05 p.m.
Thursday	February	12	# INDIANA	8:30 p.m.
Monday	February	16	* Michigan	7:00 p.m.
Wednesday	February	18	Michigan State	7:00 p.m.
Saturday	February	21	NORTHWESTERN	3:05 p.m.
Sunday	March	1	MINNESOTA	7:05 p.m.
Thursday	March	5	IOWA	1:05 p.m.
Sunday	March	8		

NOTE — Home games in bold All times are CST * indicates Big Ten TV Broadcast # indicates ESPN TV Broadcast

1987 NCAA BASKETBALL TOURNAMENT

FIRST AND SECOND ROUNDS

East

March 12 & 14
Charlotte Coliseum
Charlotte, NC
Davidson & UNC-Charlotte
and
March 13 & 15
Carrier Dome
Syracuse, NY
Syracuse University

Southeast

March 12 & 14
Birmingham-Jefferson Civic Center
Birmingham, AL
UAB
and
March 13 & 15
The Omni
Atlanta, GA
Metro Conference & Georgia IT

Midwest

March 12 & 14
Hoosier Dome
Indianapolis, IN
Midwestern Conference & Butler
and
March 13 & 15
Rosemont Horizon
Chicago, IL
DePaul

West

March 12 & 14
Special Events Center
Salt Lake City, UT
Utah
and
March 13 & 15
McKale Center
Tucson, AZ
Arizona

REGIONALS

East

March 19 & 21
Meadowland Arena
East Rutherford, NJ
Rutgers-New Brunswick

Southeast

March 19 & 21
Freedom Hall
Louisville, KY
Louisville

Midwest

March 20 & 22
Riverfront Coliseum
Cincinnati, OH
Cincinnati


West

March 20 & 22
The Kingdome
Seattle, WA
Washington

FINALS - 49th annual

March 28 & 30
Louisiana Superdome
New Orleans, LA
New Orleans

CONTENTS



GENERAL

Covering the Badgers	2
General Information	3
Staff Directory	3
Athletic Director Elroy Hirsch	10

1986-87 OUTLOOK

1986-87 Schedule	IFC
1986-87 Outlook	5
1986-87 Opponents	28
Composite Non-Conference Big Ten Schedule	72
Composite Big Ten Conference Schedule	72

THE COACHES

Head Coach Steve Yoder	7
Assistant Coaches	8

THE PLAYERS

Player Biographies	11
Rosters	20
Team Picture	Insert

1985-86 REVIEW

1985-86 Statistics	21
1984-85 Game-by-Game	22
1986 Big Ten Review	25

HISTORY

All-time Big Ten Standings	27
All-Time Scores with 1985-86 Opponents	37
All-Time Series Records	43
Composite Season Records	44
Year-by-Year Season Results	45
Coaches Records	53
87 Years of Wisconsin Basketball	56

RECORDS

Field House Records	55
Wisconsin Scoring and Rebound Leaders	60
Individual Records	61
Team Records	64
Miscellaneous Records	64

AWARDS

Wisconsin All-Americans	66
All-conference Performers	67
"W" Award Winners	68

ATTENDANCE

History of Fieldhouse	54
Year-by-Year Attendance	54
All-Time Top Crowds	54

The 1986-87 University of Wisconsin Basketball Guide was written, edited, and produced by Jim Mott and Jeff Christian, UW Sports News Service.

Composition by WISCOMP, Department of Administration.

Front and back cover photography by Jay Salvo and Duane Hopp.

Inside photography by Duane Hopp, Norman Lenburg, Jay Salvo, Gary Schulz, Bob Knickerbocker, and Del Brown.

FRONT COVER

Senior Tri-Captains J.J. Weber, Mike Heineman, Rod Ripley with Head Coach Steve Yoder; The 1986-87 University of Wisconsin Basketball team.

COVERING THE BADGERS

PRESS ROW

Wisconsin's working facilities for the press, radio, and television are located on the west side of the Wisconsin Fieldhouse. Half-time and final statistics will be passed out to working media members on press row, not courtside.

WORKING TICKETS

All requests for Press Row tickets must be placed with the Wisconsin Sports News Service Office in writing. Upon acceptance of applications, appropriate tickets are either mailed or held for pick-up at the Will-Call window located at Gate 2 of the Fieldhouse. Working press tickets contain assigned seat locations. Telecopier services will be available to members of the working press by the appropriate servicing organizations.

RADIO

Each station admitted for broadcasting will be issued three tickets. Radio facilities are

located in the second balcony of the west side of the Fieldhouse.

PHOTOGRAPHERS

Floor passes are limited to daily newspaper, wire service, and television photographers. Photographers may work from either the north, south or west ends of the court.

PARKING

A limited number of parking passes for Lots 18 and 19 are available to working people only. Available passes will be issued as requested.

PLAYER INTERVIEWS

Media representatives may interview Wisconsin players following all home games in the Fieldhouse's Reinke Room located in the north end of the building, following interviews with both coaches. Give the names of the players you wish to interview to a member of the UW Sports News staff.

Players will also be available for interviews on Monday afternoon, or on the day

following a game (except Sundays) from 2:15 to 2:45 p.m. in the Reinke Room. Practice begins at 2:45 daily and finishes at approximately 5:15 p.m. Requests for collect-call phone interviews may also be made with UW Sports News Service's Jim Mott or Jeff Christian by calling 608-262-1811.


COACHES INTERVIEWS

Head Coach Steve Yoder will meet with media representatives following each game in the Reinke Room of the Wisconsin Fieldhouse, following a brief cooling down period. The best time to reach Coach Yoder is from 9:00 a.m. to 12:00 noon in his office. His office telephone number is 608-262-4597 and his secretary is Sandy Gillis. Coach Yoder will also be available for TV interviews prior to practice from 2:15 to 2:30 p.m. near the Reinke Room in the Fieldhouse.


Please call the UW Sports News Service Office (608-262-1811) in advance and we'll assist you in obtaining your interviews with Coach Yoder and his players.

THE SPORTS NEWS STAFF


Your hosts in the UW-Fieldhouse and at all University of Wisconsin athletic events are **Jim Mott**, Sports Information Director, **Bob Leu**, Radio-TV Director, and **Doug Spencer**, Sports Information Assistant.




JIM MOTT



BOB LEU



DOUG SPENCER



JEFF CHRISTIAN

JIM MOTT

Jim Mott, in his 21st year as Sports Information Director at Wisconsin and a member of the CoSIDA (College Sports Information Directors of America) Hall of Fame (1979), is a Madison native.

A past president of both CoSIDA and the Madison Pen and Mike Club, Jim served as Wisconsin's basketball team manager for four years while an undergraduate, earning a major "W" award for his work. He and his wife, Dorothy, are the parents of three sons - Bill, 24, David, 21, and Eric, 19 - all current students at the University of Wisconsin.

BOB LEU

Bob Leu, in his 14th year as Radio-TV Director, joined Wisconsin's Athletic Department in September of 1973 from WHA-TV where he had served as producer-director and director of sports.

Bob handles all radio and television contracts for the UW Athletic Department and is the producer of Wisconsin's post-season football, basketball and hockey highlight films. He has also done color commentary on Wisconsin's hockey broadcasts, and has served as producer-host of Badger Football on the state's public television stations.

A Milwaukee native, Leu is a 1960 graduate of the University of Wisconsin with a B.A. degree in Speech. A past president of the Madison Pen and Mike Club, Bob and his wife Janis are the parents of daughters Dawn and Amie, and son Adam.

DOUG SPENCER

Doug Spencer, in his fourth year as Sports Information Assistant, came to the University of Wisconsin in the fall of 1982.

A 1976 graduate of Western Michigan University with a B.A. in English and Journalism, Spencer served as administrative assistant for the Wisconsin Hockey Team in 1982-83.

Prior to arriving at Wisconsin, Doug was the Publicity and Publications Director for the Amateur Hockey Association of the United States in Colorado Springs from 1979-81, and was assistant sports information director at both Western Michigan University (1977-79) and Eastern Michigan University (1976-77).

JEFF CHRISTIAN

Jeff Christian, in his third year with Jim Mott's Sports News Service, is Wisconsin's Sports Information Assistant for basketball.

Jeff works very closely with the basketball team and shares the road duties with Jim Mott. In addition to his responsibilities with basketball, Jeff serves as the soccer SID and assists with other varsity sports at the UW.

Currently a student at Wisconsin, Jeff will receive degrees in Marketing within the School of Business, and International Relations within the College of Letters and Science in May.

GENERAL INFORMATION

LOCATION	Madison, WI 53711
FOUNDED	1848
ENROLLMENT	45,050
ATHLETIC CONFERENCE	Intercollegiate Conference of Faculty Representatives (Big Ten)
TEAM NICKNAME	Badgers
COLORS	Cardinal and White
ARENA	UW-Fieldhouse (12,204)
UNIVERSITY SYSTEM PRESIDENT	Kenneth A. Shaw
CHANCELLOR	Irving Shain
FACULTY REPRESENTATIVES	Prof. David Tarr, Prof. Diane Lindstrom
CHAIRMAN ATHLETIC BOARD	Barney Webb
ATHLETIC DIRECTOR	Elroy Hirsch
DEPUTY ATHLETIC DIRECTOR	Ralph Neale
ASSOCIATE ATHLETIC DIRECTORS	Income Sports - Otto Breitenbach Athletic Services - Kit Saunders
ASSISTANT ATHLETIC DIRECTORS	Student Personnel Services - Diane Johnson Varsity Sports Men - Duane Kleven Varsity Sports Women - Paula Bonner
SPORTS INFORMATION STAFF	Jim Mott, Director AC 608 262-1811 (Home: 233-5009) Bob Leu, Radio-TV Director 262-1811 (Home: 271-8633) Doug Spencer, Assistant 262-1811 (Home: 233-4347) Jeff Christian, Basketball Assistant 262-1811 (Home: 257-5886) Telecopier AC 608 262-1811 Badgers News Line AC 608 262-1812
BASKETBALL PRESS BOX PHONE	(608) 263-2249

University of Wisconsin, Division of Intercollegiate Athletics, 1440 Monroe Street, Madison, WI 53711

STAFF DIRECTORY

Name and Position	Office Telephone	Name and Position	Office Telephone	Name and Position	Office Telephone
Anacker, Harold—Equipment Manager	262-3633	Humes, Kurt—Football Assistant	262-6913	Perrin, Ian—Hockey Assistant	262-3932
Anderson, Dave—Football Assistant	262-6908	Jablonic, Randall—Men's Crew Coach	262-4954	Pettinger, Jack—Swimming Coach	262-5788
Azevedo, John—Wrestling Assistant	262-4399	Jackson, Fred—Football Assistant	262-6906	Pflughoeft, Mark—Gymnastics Coach	263-7886
Bonner, Paula—	263-5580	Jeter, Arnold—Football Assistant	262-6918	Reddan, Dr. William—Soccer Assistant	262-7749
Assistant Athletic Director		Johansson, Carl—	263-5743	Regenberg, Chris—Women's Golf Coach	263-5580
Bosanny, Jim—Trainer	262-3630	Women's Swimming Coach		Rein, Andy—Wrestling Coach	262-4399
Braun, Jeff—Track Assistant	263-4873	Johnson, Diane—	262-1914	Robinson, Maureen—	262-7258
Breitenbach, Otto—	262-1881	Student Personnel Services		Badger Sales Coordinator	
Associate Athletic Director		Kemp, Mike—Hockey Assistant	262-3932	Russo, Mario—Administrative Assistant	262-6903
Bryson, Len—Ticket Sales	262-1440	Kleven, Duane—	262-0553	Ryan, Greg—Women's Soccer	263-5954
Bryson, Terry—	263-6255	Assistant Athletic Director		Sauer, Jeff—Hockey Coach	262-3932
Women's Gymnastic Coach		Klingelhoets, Pat—Tennis Coach	262-0997	Saunders, Kit—	263-8880
Carson, Steve—Football Assistant	262-6915	Kucik, Dave—Crew Assistant	262-4954	Associate Athletic Director	
Clancy, Dr. William G.—Team Physician	263-1356	Kuckkahn, Wayne—Ticket Sales	262-1600	Schrade, Carl—Gymnastics Assistant	263-7886
Damman, Oscar—Administration	262-3300	Land, Steve—Baseball Coach	262-7869	Schrock, Richard M.—Business Manager	262-0354
Darda, Gerald E.—Diving Coach	262-5788	Lauder, Jim—Soccer Coach	262-7749	Schultz, David—Wrestling Assistant	262-4399
Dockery, Albert—Track Assistant	262-4398	Leu, Robert—Radio-TV Director	262-2255	Seeliger, Scott—Football Assistant	262-4313
Dudley, William—Football Assistant	262-6912	Lowe, Steve—Volleyball Coach	263-5670	Sell, David—Administration	
Ela, Sue—Women's Crew Coach	263-6698	Malnory, Rob—Athletic Business Office	262-0147	Smith, Martin—Cross Country Coach	262-4398
Fishbain, Jerry—Football Assistant	262-5588	Marvin, Kip—Administration	262-0120	Spencer, Doug—	262-8216
Ferguson, Kelly—Women's Tennis Coach	263-6304	McCallum, Ray—Basketball Assistant	262-4598	Sports Information Assistant	
Flarup, Tamara—Women's SID	263-5502	McNulty, Brad—Basketball Assistant	262-4598	Spengler, Dave—Athletic Fund Raiser	262-4953
Fuchs, Daryl—Baseball Assistant	262-7869	Moran, Ray—Weight Training	262-9535	Standbrook, Grant—Hockey Assistant	262-3932
Gillham, Anthony—Fencing Coach	263-4483	Mott, James—Sports Information Director	263-4430	Stoddard, Gordon—Trainer	262-3630
Goman, Sid—Maintenance Supervisor	262-3631	Murawski, Terry—	262-7717	Tallard, Sue—Women's Track Assistant	263-5109
Hayes, Jackie—	263-5580	National "W" Club Ex. Dir.		Tegen, Peter—	263-5109
Program Coordinator WIS Club		Murphy, Mary—		Women's Track & Cross Country Coach	
Helwig, Dennis—	262-3630	Women's Basketball Coach		Tiziani, Dennis—Golf Coach	241-4601
Training Staff Coordinator		Neale, Ralph—Deputy Athletic Director	262-8009	Yoder, Steve—Men's Basketball Coach	262-4597
Helwig, Jan—Trainer	262-3630	Nuttycombe, Ed—	262-4398	Zussman, Alan—	262-0748
Hilles, Jim—Head Football Coach	262-1861	Head Track & Field Coach		Student Personnel Services	
Hirsch, Elroy L.—Athletic Director	262-2311	O'Grady, John—Football Assistant	262-6917		

1985-86 WISCONSIN BASKETBALL RESULTS

DATE	OPPONENT	PLACE	UW	OPP	RECORD
Nov. 22	South Carolina	Columbia, SC	68	65	(1-0)
Nov. 27	Cal State-LA	Madison	104	88	(2-0)
Nov. 30	Marquette	Madison	75	74	(3-0)
Dec. 2	San Francisco State	Madison	90	61	(4-0)
Dec. 5	East Texas State	Madison	82	60	(5-0)
Dec. 7	Miami of Florida	Madison	88	66	(6-0)
Dec. 9	Washington State	Pullman, WA	74	68	(7-0)
Dec. 12	Northern Illinois	Madison	76	67	(8-0)
Dec. 27	Boston College (FBC)	Tucson, AZ	72	74	(8-1)
Dec. 28	Princeton (FBC)	Tucson, AZ	49	54	(8-2)
Jan. 4	Northwestern (TV)	Madison	57	52	(9-2)
Jan. 9	Ohio State	Madison	61	78	(9-3)
Jan. 11	Indiana	Madison	69	80	(9-4)
Jan. 16	Illinois	Champaign, IL	54	73	(9-5)
Jan. 19	Purdue (TV)	Lafayette, IN	73	100	(9-6)
Jan. 23	Minnesota	Madison	65	67	(9-7)
Jan. 25	Iowa (TV)	Madison	69	63	(10-7)
Jan. 30	Michigan State	East Lansing, MI	81	83	(10-8)
Feb. 1	Michigan	Ann Arbor, MI	64	91	(10-9)
Feb. 6	Indiana	Bloomington, IN	69	78	(10-10)
Feb. 8	Ohio State (TV)	Columbus, OH	71	73	(10-11)
Feb. 13	Purdue	Madison	78	80	(10-12)
Feb. 15	Illinois	Madison	74	82	(10-13)
Feb. 20	Iowa	Iowa City, IA	48	101	(10-14)
Feb. 22	Minnesota	Minneapolis, MN	70	64	(11-14)
Feb. 26	Michigan	Madison	74	97	(11-15)
Mar. 2	Michigan State	Madison	71	84	(11-16)
Mar. 9	Northwestern (TV)	Evanston, IL	70	60	(12-16)

(FBC) Fiesta Bowl Classic

1985-86 RECORD: 12-16
 HOME RECORD: 8-7
 AWAY RECORD: 4-7
 NEUTRAL RECORD: 0-2

WISCONSIN BASKETBALL 1985-86 "W" AWARD WINNERS

***Mike Heineman, Connersville, IN
 *Trent Jackson, Bolingbrook, IL
 ****Jay Laszewski, Stevens Point
 *Tom Molaski, Grafton
 ****Rick Olson, Madison
 ***Rod Ripley, Pulaski
 *Pollis Robertson, Wayne, MI

*Darin Schubring, Baraboo
 **Shelton Smith, Indianapolis, IN
 ****Gregg Steinhaus, Portage
 ***J.J. Weber, Wales
 *Rob Willey, Neenah

NOTE: (Laszewski, Olson, and, Steinhaus have completed their eligibility)

1986-87 WISCONSIN BASKETBALL OUTLOOK

OVERVIEW

They can work the ball into the paint. They can shoot from the perimeter. They can run the break. They can slow the ball down and run a variety of different offenses. About the only thing the 1986-87 Wisconsin Badger basketball team can't do is give their coach a clear indication of which players he should insert in the starting line-up this season.

The man with the difficult task of deciding which players to play is fifth-year head coach Steve Yoder. Yoder, however, is equal to the challenge, and is looking forward to the coming season with as much optimism as he has ever had with a team. His voice takes a definite turn towards an excited, but confident tone whenever he speaks of his team's fortunes in the next year. Says Yoder, "This team appears to have more depth and versatility than any other we've coached. We can do a lot of different things with the personnel we have this year that we just couldn't do in the past, and obviously that should make us a greatly improved team."



HEAD COACH STEVE YODER



J.J. WEBER


FRONTCOURT

Yoder certainly has a talented crop of winners up front, led by seniors J.J. Weber (6-7, 11.8 ppg, 5.8 rpg) and Rod Ripley (6-8, 8.7, 6.9). The two are both physical type players and should use their strength to give the Badgers a tough inside game. Weber was the top scoring frontcourt player last season and led the team in rebounds in 1984-85, while Ripley was the second leading scorer for the big men and led the team in rebounding.

Coach Yoder will also have several talented underclassmen to help on the boards and in the lane. Two sophomores in 6-7 Pollis Robertson and 6-9 Rob Willey worked very hard over the summer to develop their skills and should see more playing time than they did in their inaugural season. Explains Yoder, "Pollis and Rob both had a lot to learn as freshmen, but believe me, they are definitely going to contribute to this program before they graduate."


Two new additions to the Badger front line should also prove to be quite beneficial to the program as well. Kurt Portmann, a 6-11 agile player from Sheboygan North, was Wisconsin's "Mr. Basketball" as a senior and has played with some of the best young basketball talent in the country during the summer. Portmann represented the North squad at the Olympic Sports Festival and, according to Yoder, played as well as anyone there, both offensively and defensively. The other newcomer to Wisconsin's forward ranks is 6-6 Danny Jones. Jones is one of the strongest and heaviest players on this year's squad, and was one of the leading candidates for Illinois' Mr. Basketball award. Both freshmen could end up helping the Badgers right away.

The only true center on the Badgers' roster is sophomore Darin Schubring. At 6-10, Schubring is one of the team's best defensive players in the paint and has made strides to improve upon his offensive game. Schubring was a 12-game starter last year and looks to earn a spot in that starting slot again in 1986-87.



ROD RIPLEY

1986-87 OUTLOOK



DARIN SCHUBRING

BACKCOURT


With seven players on the team able to play a variety of different guard positions, the backcourt seems to be the most versatile and deep spot on the floor. Senior Mike Heineman (6-3, 7.9, 3.5), who is closing in on the top of Wisconsin's career assist leaders list, is probably the best player on the team when it comes to setting up the offense. A fierce competitor, Heineman can play the number three position (swing man) as well as the off-guard and point-guard positions, and will boost the team's rebounding ability from any spot on the floor.

Leading the perimeter attack in 1986-87 should be junior Shelton Smith, Jr. (6-0, 13.2, 1.6). Smith started the first half of last season before being sidelined due to academic problems, but the dedicated Smith has regained his eligibility and is ready to play. Smith is a quick, shooting guard and should benefit from the new three-point rule enacted this year.


Also back at the guard slots are sophomores Tom Molaski (6-6, 4.4, 2.7) and Trent Jackson (6-1, 5.8, 1.4). Molaski, last year's recipient of the team's "Freshman Achievement Award," played in every game as a freshman, starting two. "Mo" is a versatile player and will see a lot of action as a role-playing reserve. Jackson, on the other hand, missed the majority of the Big Ten season last year with an ankle injury, but came back late in the season and played very well for the Badgers. Jackson is also expected to see a good deal of court time and should contribute to the backcourt scoring.

Wisconsin adds three new members to the guard corps in 1986-87 as well. Junior Rodney Tapp, a transfer student from Laramie, WY Community College has the experience and ability to help the team out right away. The 6-0 Tapp will without question increase the Badger backcourt quickness and will better its outside shooting ability.

Two freshmen, Sean Fleming and Byron Robinson also look to help the Cardinal and White this year. Both are extremely competitive and have the ever-important "hate-to-lose" attitude, something that may help their chances to earn playing time. Fleming is best compared to this new teammate, Trent Jackson, in his physical style of play and stature, whereas Robinson is 6-5 and lean, but possesses the ability to play all three guard positions.



MIKE HEINEMAN



SHELTON SMITH, JR.

PREDICTION

Judging from the personnel and the closeness of the team, 1986-87 could be the year that the Badgers make strides towards becoming a perennial contender in one of the toughest conferences in the nation. On paper, this Wisconsin team looks better than any other in recent history, but warns Yoder, "the game is not played on paper; it is played on the floor. We've got the ability to do very well, but we're going to have to work exceptionally hard to accomplish all of our goals."

If the Badgers can work as hard at basketball as their coach thinks about it, this definitely could be the year that Wisconsin fans can see those goals accomplished.



HEAD COACH STEVE YODER



Steve Yoder was named Wisconsin's 10th head basketball coach in mid-April of 1982. Since taking the helm at Wisconsin, Yoder has compiled a 42-70 record, and has worked very hard to try to turn the Wisconsin basketball program around. Steve has landed 10 recruits in the last two years and is looking for his 1986-87 team to improve upon its 12-16 finish last season.

He came to Madison from Ball State University where he had compiled a five year record of 77-62 as head coach and was named the Mid-American Conference "Coach-of-the-Year" for both the 1980-81 and 1981-82 seasons. The 1980-81 Ball State team shared the MAC title with three other schools and gained an NCAA tournament berth by winning the conference's post-season tournament.

Ball State compiled an overall 17-11 record during the 1981-82 season, including a 12-4 conference record that gave them the MAC championship. The Cardinals lost to Northern Illinois 79-75 in overtime in the MAC post-season tournament title game.

Steve is a native of Plymouth, Indiana and a 1958 graduate of Plymouth High School. He attended Illinois Wesleyan University on a basketball and baseball scholarship, winning four letters in baseball and two in basketball before graduating in 1962. He received his master's degree from St. Francis College in Fort Wayne, Indiana in 1970.

He began his coaching career at Glen Ellyn, Illinois, Junior High School and in 1965 took an assistant's position at Plymouth, Indiana.

He became head coach at Plymouth in 1967 and proceeded to guide the school to three conference titles, three sectional crowns, a pair of regional titles, and two finishes among the top ten teams in state rankings over a six year period.

Steve was named Indiana's District One "Coach-of-the-Year" in 1973 and then accepted a job as assistant coach at Furman University. He returned to Indiana in 1975 as head coach at Mishawaka's Penn High School.


In 1976, he became assistant basketball coach at Ball State and a year later became head coach at the school.



COACH YODER'S CAREER RECORD

Year	School	OVERALL			CONFERENCE			Conference
		W	L	PCT	W	L	PCT	
1977-78	Ball State	10	15	.400	6	10	.375	Mid-American
1978-79	Ball State	16	11	.593	9	7	.563	Mid-American
1979-80	Ball State	14	15	.483	7	9	.438	Mid-American
1980-81	Ball State	20	10	.667	10	6	.625	Mid-American
1981-82	Ball State	17	11	.607	12	4	.750	Mid-American
Totals		77	62	.554	44	36	.550	
1982-83	Wisconsin	8	20	.286	3	15	.167	Big Ten
1983-84	Wisconsin	8	20	.286	4	14	.222	Big Ten
1984-85	Wisconsin	14	14	.500	5	13	.278	Big Ten
1985-86	Wisconsin	12	16	.429	4	14	.222	Big Ten
Wisconsin Totals (4 yrs.)		42	70	.375	16	56	.222	
Career Totals (9 years)		119	132	.474				

ASSISTANT COACHES



BRAD McNULTY
Assistant Coach


Brad came to Wisconsin from Ball State where he served as an assistant to Coach Yoder for five years. The Kokomo, Indiana native is responsible for coaching the Badger perimeter shooters and coordinating Wisconsin's recruiting.

Brad joined the Ball State staff in 1976 after graduating from Purdue. After spending one year as a graduate assistant, Brad was named full-time assistant coach in 1977 upon the promotion of Steve Yoder to the head coaching position.

Brad is the son of Carl McNulty, one of Indiana's most successful high school coaches. The elder McNulty has been a head coach in the Hoosier state for 32 years, the last 18 at Kokomo, and ranks among the state's top ten active coaches in victories.

As a prep star, Brad garnered second-team all-state honors and was a three-time North Central Conference selection. He opted for Purdue on a basketball scholarship, but injured his knee and served four years as a Boilermaker student assistant coach.

Brad and his wife Lissa have one son, Matthew, 4.




RAY McCALLUM
Assistant Coach

Ray enters his second year as an assistant coach for the Badgers after serving as the graduate assistant at Ball State during the 1983-84 season. Ray is a floor coach, giving special attention to the backcourt players. This year Ray will be on the road more, scouting and recruiting for the Badgers.

Ray owns the all-time scoring record at Ball State where he played for four years, three of them under the direction of Steve Yoder. Scoring in double figures in 106 of the 115 games he played in, Ray was a first-team all-Mid-American selection three times and was named the Most Valuable Player of the conference his senior year. Also as a senior, the 5-foot-9 guard was presented with the 1983 Francis Pomeroy Naismith Basketball Hall of Fames Award for the nation's outstanding collegiate basketball player under six feet tall.

In addition to serving as a graduate assistant, Ray has played professional basketball in the CBA and in Europe, and has helped coach basketball camps after graduating from Ball State in 1983.

Ray, a native of Muncie, Indiana, and his wife, Wendy, live in Madison.




CHRIS BENETTI
Assistant Coach

Chris enters his first year on Coach Yoder's staff after serving for two years as assistant at Laredo Junior College in Laredo, TX. Chris will concentrate his efforts towards the inside players and will serve as the executive director of the Badger Basketball Booster Club and will make the team's travel arrangements.

The 6-5 Clinton, IN native is a 1980 graduate of MacMurray College in Jacksonville, IL where he started in both 1978-79 and 1979-80. As team captain his senior season, Chris led his team in both scoring and rebounding and was named its "Most Valuable Player." In 1980 he completed work for a Bachelor of Science in Political Science, graduating Cum Laude.

After graduation Chris spent two seasons as an assistant at DePauw University where the team posted records of 18-7 (1982-83) and 25-5 (1983-84). In the latter year DePauw set a school record for most victories in a season and finished third in the NCAA Division III National Tournament. While at DePauw, Benetti earned a Master of Arts in Teaching/Social Science in 1984.

Chris and his wife, Shawn, are the parents of a daughter, Meagan.




JIM BOSANNY
Athletic Trainer

Jim Bosanny starts his ninth season as the head basketball trainer for the University of Wisconsin. Jim has been with the Wisconsin training staff for 12 years, the first four as a student trainer.

The Monroe, Wisconsin native is a 1977 graduate of Wisconsin with a degree in Physical Education. He is certified by the National Athletic Trainers Association (NATA).

Jim and his wife Vicki are the parents of a son, Matthew, 6.

Assisting Jim is student trainer Dan Miller.



RICK OLSON
Graduate Assistant

One of the most prolific scorers in Wisconsin basketball history, Rick Olson, will serve as the graduate assistant for the team this season.

Rick is the school's second leading career scorer, amassing 1736 points in his four years as a Badger. He also holds the record for most games played (112), most games started (112), most field goals (729), most field goal attempts (1535), best free throw percentage (.870), and set the mark for most points in a season with 571 last year.


Rick also holds miscellaneous records such as best free throw percentage in a

game, making 14 of 14 attempts against Purdue last year, and making the most consecutive free throws ever in Big Ten action by any player — 36 in 1984-85.


The 6-1 shooting guard came to Wisconsin from Madison LaFollette where he had a very successful career as well. Rick broke a single season scoring record his senior year, averaging over 27 points a contest. He was also named Wisconsin's "Prep Player of the Year" after leading his team to the Class A championship, again averaging over 27 points in tournament play.

Rick is currently finishing work on his degree in Agricultural Economics and is engaged to Mary Sue Welch.

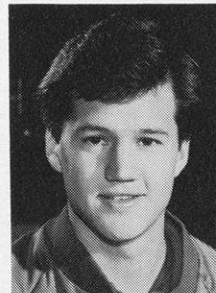
STUDENT MANAGERS




HANSEN




McCLINTOCK



RABAS



DRAWS



KACZKOWSKI



REETZ

JEFFREY HANSEN

Jeffrey, a graduate of Janesville Craig High School, begins his fourth year as a manager at Wisconsin and will serve as this season's senior manager. Jeffrey won letters in soccer in baseball and had a record of 5-0 pitching for Craig's 1983 state championship team. A business major, Jeffrey also assists with the Steve Yoder summer camps.

MIKE McCLINTOCK

"Butch" is in his fourth year with Wisconsin and would eventually like to go into coaching. The Janesville Craig grad helps run the Steve Yoder summer basketball camps and is majoring in Physical Education.

ANDREW RABAS

Andrew, the third member of the Badger managers from Janesville Craig, is a junior and is in his third year as a manager. While attending Craig, Andy was also a basketball manager, managing the 1983 state runners-up. Andy would like to earn a Business degree at Wisconsin and is currently enrolled in pre-Business.

KEVIN DRAWS

Kevin enters his second year on the Badger managing squad, graduating in 1985 from Greendale High School. While at Greendale, Kevin won letters in four sports and was the second baseman on their 1985 state tournament team. Kevin is enrolled in pre-Business.

JOHN KACZKOWSKI

John, a third baseman and teammate of Kevin's at Greendale, is also a sophomore and in his second year with Wisconsin. John, too, wants to attend Business school while at the UW and is now in pre-Business.

JON REETZ

Jon, is the only freshman on this year's squad, graduating from Janesville Craig High School last spring. Jon is enrolled in the pre-Business program at Wisconsin and has had experience managing football, basketball, and track while in high school.

ATHLETIC DIRECTOR ELROY HIRSCH



Elroy "Crazylegs" Hirsch is in his 18th year—longest tenure in the school's history—as Wisconsin's Director of Athletics and he's the guiding force behind one of the finest athletic programs for men and women in the United States today.

Wisconsin's men's and women's athletic programs have consistently ranked in the Big Ten's first division during his tenure over the past 17 years.

The Wausau native came back to Wisconsin — where he gained collegiate fame as a star sophomore running back in leading the Badgers to a No. 3 ranking during the 1942 football season — from the Los Angeles Rams on February 28, 1969.

His original appointment as athletic director — slated to end in 1979 — was first extended in 1974 by the school's athletic board through June 30, 1984, and again in April, 1979 through June 30, 1988 by Chancellor Irving Shain upon recommendation of the Athletic Board.

His career has been one of success.

Wisconsin fans, especially the older generation, remember him as a triple threat halfback on **Harry Stuhldreher's** 1942 football team that won eight games, lost only to Iowa, and tied Notre Dame.

Hirsch's play as a 19-year-old sophomore on Wisconsin's 1942 football team carried the Badgers to the brink of the national championship. The Wausau native rushed for 766 yards on 141 carries — his best was 174 yards on 22 attempts vs. Missouri — and his overall contribution added

226 yards passing, 390 yards on receptions and runbacks of punts, kickoffs, and interceptions plus nine touchdowns, five by rushing and four by passing.

He played at Michigan in 1943, as a Marine trainee, and he not only played football, but also basketball, track and baseball. He won his "M" in each sport, the only athlete ever to accomplish such a feat at Michigan.

He had a successful professional football career, first as a halfback with the Chicago Rockets of the post-war All-American Conference, and later with the Los Angeles Rams for nine seasons as one of the all-time great ends.

It was at Los Angeles that "**Crazylegs**" was to attain new heights in his career. The Rams, in transition to the modern passing game, often split him wide as a receiver and finally moved him permanently to end — establishing him as the first flanker.

Hirsch was one of the athletes — like **Otto Graham** and **Sam Huff** and **Gino Marchetti** — who brought special talents to the sport in the 1950's as it changed from two-way players to offensive and defensive specialists under free substitution.

In 1951, **Hirsch** displayed all his talents as he put together one of the finest seasons in National Football League history. He gained 1,495 yards on receptions, an all-time record approached only by **Bobby**

Mitchell of the Washington Redskins (1,436 yards in 1963) and **Hirsch** had only twelve games to set the record, not 14 like **Mitchell**!

That same season **Hirsch** caught 17 touchdown passes to tie the league record set by **Don Hutson** of the Packers in 1942. He also caught at least one touchdown pass through 11 consecutive games over the 1950 and 1951 seasons.

Elroy compiled a total of 343 passes caught for 6,299 yards and 53 touchdown catches during his career with the Rams before retiring from NFL play following the 1957 season.

He was a successful executive with the Rams, first as general manager of the team, and later assistant to the president of the team, a job he relinquished to accept the job as Wisconsin athletic director.

He's been named to the Wisconsin Athletic Hall of Fame (1965), to professional football's Hall of Fame in Canton, Ohio (1968), to the National Football Hall of Fame in New York (1974), and to the Madison Sports Hall of Fame (1977).


He's also a member of the all-time NFL All-Star team for his play as end and flanker during his nine year career with the Los Angeles Rams.

Elroy and his wife, Ruth, are the parents of son **Win Stephen**, Los Angeles, and daughter **Patricia Caroline**, a recent University of Wisconsin graduate.




Alan Ameche—Wisconsin's Heisman Trophy winner—presents the original trophy to UW Athletic Director **Elroy Hirsch** for permanent display in the UW football office.


PLAYER PROFILES



10 MIKE HEINEMAN




42 ROD RIPLEY




40 J.J. WEBER


TRI-CAPTAINS




24 SHELTON SMITH, JR.




32 TRENT JACKSON




30 TOM MOLASKI




22 POLLIS ROBERTSON




52 DARIN SCHUBRING




41 ROB WILLEY




33 SEAN FLEMING




50 DANNY JONES



53 KURT PORTMANN





20 BYRON ROBINSON



14 RODNEY TAPP


10 MIKE HEINEMAN

Guard, 6-3, 185, Senior
Connersville, IN



Very intense player . . . missed first four games of last season with a back injury and missed two others late in the season with a hyper-extended knee . . . will be counted on to run the offense and provide more point-production this season . . . number two returning Big Ten player in assists with 5.1 per game . . . scored in double figures six times last season, all in Big Ten contests . . . currently ranks second in Wisconsin career conference assists with 180 . . . averaged 10.0 points, 3.9 rebounds, 4.1 assists, and 34+ minutes in his 15 starts last season . . . shooting 80% (28-35) from the line in the final three minutes of games in his career . . . can be used as a small forward due to his rebounding and defensive abilities . . . nicknamed "the dog" . . . majoring in Communication Arts.

High School: Started three years and led his team to the Indiana state basketball championship . . . averaged 15 points and seven assists per game his senior year . . . twin brother Chris plays basketball at Davidson University . . . coached by Basil Mawby.



CAREER STATISTICS

YEAR	G-GS	FG	FGA	PCT	FT	FTA	PCT	REB	AVE	A	S	PF	PTS	AVE	
1983-84	27- 1	27	65	.415	42	56	.750	65	2.4	40	21	65	96	3.6	
1984-85	25-24	71	135	.526	39	51	.765	118	4.7	111	33	62	181	7.2	
1985-86	22-15	65	142	.458	44	55	.800	76	3.5	100	18	53	174	7.9	
		74-40	163	342	.477	125	162	.772	259	3.5	251	72	180	451	6.1

BIG TEN STATISTICS

YEAR	G-GS	FG	FGA	PCT	FT	FTA	PCT	REB	AVE	A	S	PF	PTS	AVE	
1983-84	17- 1	19	44	.432	23	29	.793	41	2.4	29	9	40	61	3.6	
1984-85	15-14	46	83	.554	16	20	.800	68	4.5	70	11	41	108	7.2	
1985-86	16-14	56	121	.463	40	50	.800	60	3.8	81	12	41	152	9.5	
		48-29	121	248	.488	79	99	.798	169	3.5	180	32	122	321	6.7

CAREER HIGHS TO DATE

MOST POINTS: 18, vs Purdue, Jan. 19, 1985; vs Ohio State, Feb. 8, 1986

MOST REBOUNDS: 11, vs Morgan State, Nov. 25, 1984

MOST ASSISTS: 11, vs Northwestern, March 9, 1985



MOST FIELD GOALS: 9, vs Purdue, Jan. 19, 1985

MOST FREE THROWS: 8, vs Iowa, Jan. 25, 1986

Favorites: Pro B-Ball Player: Michael Cooper, Pro Sports Team: Cincinnati Reds, Musical Group or Singer: Kenny Rogers, Song: Sweet Home Alabama, TV Show: Archie Bunker's Place, Movie: Horse Soldiers, Actor: John Wayne, Actress: Farrah Fawcett-Majors, Food: Goulash, Hobby: Watching war movies.

42 ROD RIPLEY

Forward, 6-8, 230, Senior
Pulaski



Shown steady improvement in 1985-86, starting all but four games for the Badgers . . . led team in rebounding with a 8.7 average . . . has gained 50 pounds since beginning a weight training program at Wisconsin, which has helped him fit in with the physical play of the Big Ten . . . third on team in field goal percentage, shooting 51.8% on the year . . . number five returning rebounder in the Big Ten . . . played more minutes last season than any returning Badger . . . one of the team's top defensive players in the inside . . . named to the 1986 Big Ten all-academic first team for the second straight year, as well as earning honorable mention on the GTE/CoSIDA academic all-American team . . . also named to the District IV all-Academic first team with a 3.49 (out of 4.0) grade point average . . . majoring in accounting within the School of Business.

High School: Earned first team all-state honors as a senior in 1983 . . . averaged 24.9 ppg on 55% shooting from the field and 75% from the line . . . older brother Ron was an All-American center at UW-Green Bay . . . coached by Fred Kestly.

CAREER STATISTICS

YEAR	G-GS	FG	FGA	PCT	FT	FTA	PCT	REB	AVE	S	A	PF	PTS	AVE
1983-84	9-0	0	5	.000	3	5	.600	6	0.7	0	0	3	3	0.3
1984-85	21-1	19	46	.413	18	27	.667	52	2.5	1	4	28	56	2.7
1985-86	28-24	101	195	.518	41	55	.745	194	6.9	50	29	90	243	8.7
	58-25	120	246	.488	62	87	.713	252	4.3	51	33	121	302	5.2

BIG TEN STATISTICS

YEAR	G-GS	FG	FGA	PCT	FT	FTA	PCT	REB	AVE	S	A	PF	PTS	AVE
1983-84	5-0	0	2	.000	0	0	.000	1	0.2	0	0	0	0	0.0
1984-85	16-1	17	41	.415	16	20	.800	47	2.9	1	4	22	50	3.1
1985-86	18-14	56	116	.483	18	26	.692	108	6.0	27	18	55	130	7.2
	39-15	73	159	.459	34	46	.739	156	4.0	28	22	77	180	4.6

CAREER HIGHS TO DATE

MOST POINTS: 22, vs Marquette, Nov. 30, 1985


MOST REBOUNDS: 13, vs Miami (FL), Dec. 7, 1985; vs Indiana, Feb. 6, 1986

MOST ASSISTS: 4, vs Miami (FL), Dec. 7, 1985; vs Northern Illinois, Dec. 12, 1985; vs Indiana, Jan. 11, 1986; vs Michigan State, Jan. 30, 1986

MOST FIELD GOALS: 8, vs Miami of Florida, Dec. 7, 1985

MOST FREE THROWS: 12, vs Marquette, Nov. 30, 1985



Favorites: Pro B-Ball Player: Larry Bird, Pro Sports Team: Boston Celtics, Musical Group or Singer: Bruce Springsteen, Song: Born to Run, TV Show: The Young Ones, Movie: Raiders of the Lost Ark, Actor: Harrison Ford, Actress Rachel Ward, Food - Batman's lasagne, Hobbies: Canoeing and woodworking.



40

J.J. WEBER

Forward, 6-7, 240, Senior
Wales (Kettle Moraine)



Top front-court scorer last season . . . was second on the team in rebounding last year and is the number seven returning Big Ten player in that category . . . team-leader in rebounds in 1984-85 . . . led team in blocked shots with 28 last year and is the number one conference returnee in blocks as well . . . scored in double figures 18 times last season . . . was 11 of 14 from the line in the final three minutes of games last year . . . strongest and most experienced player on the team . . . will be counted on to control the inside game . . . best rebounding performance in 1985-86 was 11 versus Miami of Florida . . . named to the Associated Press All Big Ten honorable mention team last season . . . majoring in Agricultural Economics.

High School: Named Player of the Year by the Milwaukee Sentinel and received first team all-state honors from Associated Press and United Press International after his senior year at Kettle Moraine High School . . . coached by David Rupnow.

CAREER STATISTICS

YEAR	G-GS	FG	FGA	PCT	FT	FTA	PCT	REB	AVE	A	S	PF	PTS	AVE
1983-84	18-0	7	13	.538	2	5	.400	18	1.0	6	0	18	16	0.9
1984-85	28-25	85	173	.491	37	53	.698	162	5.8	53	24	62	207	7.4
1985-86	28-27	131	258	.508	67	89	.753	161	5.8	55	26	92	329	11.8
	74-52	223	444	.502	106	147	.721	341	4.6	114	50	172	552	7.5

BIG TEN STATISTICS

YEAR	G-GS	FG	FGA	PCT	FT	FTA	PCT	REB	AVE	A	S	PF	PTS	AVE
1983-84	11-0	1	3	.333	0	0	.000	5	0.5	3	0	8	2	0.2
1984-85	18-15	53	117	.453	27	40	.675	110	6.1	29	11	48	133	7.4
1985-86	18-17	85	173	.491	38	52	.730	97	5.4	37	15	60	208	11.6
	47-32	139	293	.474	65	92	.707	212	4.5	69	26	116	343	7.3

CAREER HIGHS TO DATE

MOST POINTS: 25, vs Washington State, Dec. 9, 1985; vs Purdue, Jan. 19, 1986


MOST REBOUNDS: 14, vs Indiana, Feb. 7, 1985


MOST ASSISTS: 8, vs Morgan State, Nov. 25, 1984

MOST FIELD GOALS: 11, vs Michigan, Feb. 18, 1985

MOST FREE THROWS: 7 vs Washington State, Dec. 9, 1985; vs Boston College, Dec. 27, 1985; vs Purdue, Jan. 19, 1986

Favorites: Pro B-Ball Player: Larry Bird, Pro Sports Team: Boston Celtics, Musical Group or Singer: Creedence Clearwater Revival, Song: Who'll Stop the Rain, TV Show: Cheers, Movie: Top Gun, Actor: Clint Eastwood, Actress: Cybill Shepherd, Food: Venison tenderloins, Hobby: Hunting.





24 SHELTON SMITH, JR.

Guard, 6-0, 175
Junior
Indianapolis, IN (Cathedral)

Will be a major contributor this season after regaining his eligibility . . . missed the second half of last season due to academic problems . . . would have had the best shooting percentage for a guard in the Big Ten (.580) if he finished the season at the same pace . . . was second on the team with a 13.2 ppg average . . . scored 25 points (at Purdue) in his last game before the second semester . . . led the team in scoring in five games last year . . . scored in double figures in 10 of the 15 games he played in . . . started the first game in place of the injured Mike Heine-man last year and never lost the starting role through the non-conference season . . . received team's "Freshman Achievement Award" in 1985 . . . led all Badger reserves in assists and was second in bench scoring in his first year as a Badger . . . has shown steady improvement on the court over his career at Wisconsin . . . could be the Badgers' top shooter from three-point range this year . . . enrolled in the College of Letters and Science. **High School:** A four-year starter at Cathedral High School . . . named to the Indiana all-state team by Hoosier Basketball Magazine . . . given honorable mention All-America praise by Street and Smith . . . averaged 20.1 points and five assists per game as a senior . . . coached by Tom O'Brien.

CAREER STATISTICS

YEAR	G-GS	FG	FGA	PCT	FT	FTA	PCT	REB	AVE	A	S	PF	PTS	AVE
1984-85	27-3	47	99	.475	10	14	.714	26	0.9	43	7	30	104	3.9
1985-86	15-13	84	153	.549	30	46	.652	24	1.6	44	7	18	198	13.2
	42-16	131	252	.520	40	60	.667	50	1.2	87	14	48	302	7.2




BIG TEN STATISTICS

YEAR	G-GS	FG	FGA	PCT	FT	FTA	PCT	REB	AVE	A	S	PF	PTS	AVE
1984-85	17-3	27	59	.458	6	7	.857	14	0.8	32	4	20	60	3.5
1985-86	5-3	29	50	.580	5	13	.385	10	2.0	9	2	8	63	12.6
	22-6	56	109	.514	11	20	.550	24	1.1	41	6	28	123	5.6

CAREER HIGHS TO DATE

MOST POINTS: 28, vs Cal State-LA, Nov. 27, 1985
MOST REBOUNDS: 5, vs Central Michigan, Dec. 8, 1984; vs Northern Illinois, Dec. 12, 1985
MOST ASSISTS: 8, vs South Carolina, Nov. 22, 1985
MOST FIELD GOALS: 12, vs Purdue, Jan. 19, 1986
MOST FREE THROWS: 8, vs Cal State-LA, Nov. 27, 1985

Favorites: Pro B-Ball Player: Michael Jordan, Pro Sports Team: L.A. Lakers, Musical Group or Singer: Cameo, Song: Word Up, TV Show: Miami Vice, Movie: She's Got to Have It, Actor: Phillip Michael Thomas, Actress: Susan Lucci, Food: Steak and shrimp, Hobbies: Music and fishing.



32 TRENT JACKSON

Guard, 6-1, 180
Sophomore
Bolingbrook, IL

Will add to the Badgers' depth at guard and could challenge for a starting spot . . . started the last game of 1985-86 at Northwestern . . . missed 14 games last season with torn ligaments in his ankle . . . returned to the lineup February 26 versus Michigan and responded with 10 points, three rebounds, and five assists in 31 minutes of action . . . averaged 12 points, 2.3 rebounds, four assists, and 30+ minutes in the final three games of last year . . . led all Badger freshmen last year with a 5.8 ppg average . . . is very quick and is an extremely good jumper . . . could be effective from the three-point range . . . enrolled in pre-Business. **High School:** A four-year starter at Bolingbrook High School where he became the school's all-time leading scorer, rebounder and assist man . . . averaged 24.4 ppg and 7.8 rpg his senior year, while averaging 20.3 and 5.9 respectively in his career . . . four times selected to the first team all-conference squad, while being named MVP in three of those years . . . received all-state honors from almost every major publication . . . coached by Bob Mitchell.

CAREER STATISTICS

YEAR	G-GS	FG	FGA	PCT	FT	FTA	PCT	REB	AVE	A	S	PF	PTS	AVE
1985-86	13-1	35	83	.422	5	10	.500	18	1.4	24	9	18	75	5.8



BIG TEN STATISTICS


YEAR	G-GS	FG	FGA	PCT	FT	FTA	PCT	REB	AVE	A	S	PF	PTS	AVE
1985-86	4-1	17	40	.425	2	3	.667	7	1.8	12	4	12	36	9.0

CAREER HIGHS TO DATE

MOST POINTS: 16, vs Michigan State, Mar. 2, 1986
MOST REBOUNDS: 5 vs Miami (FL), Dec. 7, 1985
MOST ASSISTS: 5, vs Michigan, Feb. 26, 1985; vs Michigan State, Mar. 2, 1986
MOST FIELD GOALS: 8, vs Michigan State, Mar. 2, 1986
MOST FREE THROWS: 2, vs South Carolina, Nov. 22, 1985; vs Michigan, Feb. 26, 1986

Favorites: Pro B-Ball Player: Michael Jordan, Pro Sports Team: Chicago Bears, Musical Group or Singer: Winans, Song: Tomorrow, TV Show: Miami Vice, Movie: To Live and Die in L.A., Actor: Bruce Willis, Actress: Rachel Ward, Food: Cheese-flavored hamburger helper, Hobbies: Golfing and collecting baseball cards.





30 TOM MOLASKI

Guard-Forward, 6-6, 205
Sophomore
Grafton

Played in every game last season, mostly as the "sixth man" . . . started against Michigan (2/26) and Michigan State (3/2) . . . scored 14 points, grabbed six rebounds, and made three assists in the Michigan start . . . helped the Badgers out right away, scoring eight points and connecting on some clutch shots in the Wisconsin's first game of 1985-86 (68-65 over South Carolina) . . . recipient of the "Freshman Achievement Award" last season . . . his 37 assists in Big Ten play ranked in a tie for second on the team . . . could challenge for a starting spot, but his versatility makes him an excellent role-playing reserve . . . played guard and forward last year, and even played some post in the offense . . . not particularly flashy or quick, but has excellent court savvy . . . enrolled in pre-Business. **High School:** Averaged 25.1 ppg, 9.2 rpg, and 4.2 apg his senior year at Grafton . . . selected to UPI's all-state first team and was The Milwaukee Sentinel's "Player of the Year" . . . three-time all-conference, and twice named the Braveland Conference "Player of the Year" . . . started 80 straight games as a four-year starter, and was a co-captain his last three years at Grafton . . . coached by Dennis Goecke.

CAREER STATISTICS

YEAR	G-GS	FG	FGA	PCT	FT	FTA	PCT	REB	AVE	A	S	PF	PTS	AVE
1985-86	28-2	44	84	.524	36	54	.667	75	2.7	55	19	38	124	4.4

BIG TEN STATISTICS

YEAR	G-GS	FG	FGA	PCT	FT	FTA	PCT	REB	AVE	A	S	PF	PTS	AVE
1985-86	18-2	32	58	.552	22	35	.629	41	2.3	37	12	29	86	4.8

CAREER HIGHS TO DATE

MOST POINTS: 17, vs Purdue, Feb. 13, 1986



MOST REBOUNDS: 7, vs Michigan, Feb. 1, 1986

MOST ASSISTS: 6, vs Michigan State, Jan. 30, 1986; vs Michigan State, Mar. 2, 1986

MOST FIELD GOALS: 7, vs Purdue, Feb. 13, 1986

MOST FREE THROWS: 5, vs San Francisco State, Dec. 2, 1985

Favorites: Pro B-Ball Player: John Paxson, Pro Sports Team: Dallas Cowboys, Musical Group or Singer: Journey, Song: Tender Love, TV Show: Bugs Bunny/Roadrunner Hour, Movie: Caddy Shack, Actor: Henry Fonda, Actress: Katherine Hepburn, Food: Enchiladas, Hobbies: Cribbage and tennis.



22 POLLIS ROBERTSON

Forward, 6-7, 210
Sophomore
Wayne, MI (Memorial)

Didn't see much action last season, playing only 69 minutes all year . . . will be counted on to provide depth to the Badger front line this season . . . improved greatly over the course of the year and is expected to contribute more this year . . . best overall performance last season was against Miami of Florida, scoring four points, grabbing three rebounds, and blocking one shot . . . is a very good jumper and is working on increasing his strength . . . enrolled in pre-Business. **High School:** Played center at Memorial and led his conference in rebounding with a 13.9 per game average, and finished fourth in scoring with 19.9 points per game his senior year . . . nominated to the 1985 McDonald's All-American High School Basketball Team . . . coached by Chuck Henry.

CAREER STATISTICS

YEAR	G-GS	FG	FGA	PCT	FT	FTA	PCT	REB	AVE	A	S	PF	PTS	AVE
1985-86	13-0	5	16	.313	8	18	.444	13	1.0	1	0	4	18	1.4

BIG TEN STATISTICS

YEAR	G-GS	FG	FGA	PCT	FT	FTA	PCT	REB	AVE	A	S	PF	PTS	AVE
1985-86	8-0	1	8	.125	0	6	.000	7	0.9	0	0	1	2	0.3

CAREER HIGHS TO DATE

MOST POINTS: 8, vs Cal State-LA, Nov. 27, 1985



MOST REBOUNDS: 3, vs Miami (FL), Dec. 7, 1985; vs Michigan, Feb. 26, 1986


MOST ASSISTS: 1, vs San Francisco State, Dec. 2, 1985

MOST FIELD GOALS: 2, vs Cal State-LA, Nov. 27, 1985

MOST FREE THROWS: 4, vs Cal State-LA, Nov. 27, 1985

Favorites: Pro B-Ball Player: Isiah Thomas, Pro Sports Team: Detroit Pistons, Musical Group or Singer: Anita Baker, Song: Been So Long, TV Show: Cosby Show, Movie: To Live and Die in LA, Actor: Bill Cosby, Actress: Whoopi Goldberg, Food: Chicken wings, Hobbies: Fishing, bowling, and trumpet jazz.





52 DARIN SCHUBRING

Center, 6-10, 225,
Sophomore
Baraboo

Will vie for a starting spot this year . . . started the first nine games of 1985-86 and started three more after that in the Big Ten (1/9 vs OSU, 1/11 vs Indiana, and 1/16 vs Illinois) . . . played good, physical defense last season, but did not contribute much offensively . . . should be worked into the offense more this season, with the Badgers' great strength up front . . . played very well in the 68-65 victory over South Carolina, pulling down four rebounds and helping to shut down the inside game of the much taller Gamecocks . . . worked construction during the summer in addition to lifting weights and playing basketball in the evenings . . . enrolled in pre-Business. **High School:** Averaged 16.3 points and 12.9 rebounds per game during his varsity career, and 17.6 and 13.1 respectively his senior year . . . tallied 13 points and six rebounds in a winning effort for the North A squad in the 1985 WBCA prep all-star game . . . an all-conference and all-state selection . . . played defensive end on the Baraboo football team . . . coached by Glen Richgels.

CAREER STATISTICS

YEAR	G-GS	FG	FGA	PCT	FT	FTA	PCT	REB	AVE	A	S	PF	PTS	AVE
1985-86	22-12	8	32	.250	9	15	.600	39	1.8	15	6	41	25	1.1


BIG TEN STATISTICS

YEAR	G-GS	FG	FGA	PCT	FT	FTA	PCT	REB	AVE	A	S	PF	PTS	AVE
1985-86	13-3	3	13	.231	1	6	.167	15	1.2	7	1	20	7	0.5

CAREER HIGHS TO DATE

MOST POINTS: 7, vs Northern Illinois, Dec. 12, 1985
MOST REBOUNDS: 7, vs Cal State-LA, Nov. 27, 1985
MOST ASSISTS: 2, vs Cal State-LA, Nov. 27, 1985; vs Marquette, Nov. 30, 1985; vs East Texas State, Dec. 5, 1985; vs Ohio State, Jan. 9, 1986; vs Iowa, Feb. 20, 1986
MOST FIELD GOALS: 3, vs Miami of Florida, Dec. 12, 1985
MOST FREE THROWS: 4, vs Cal State-LA, Nov. 27, 1985

Favorites: Pro B-Ball Player: Akeem Olajawon and Scott Skiles, Pro Sports Team: Baltimore Colts, Musical Group or Singer: (Old) Elton John, Song: Walk on the Wild Side, TV Show: M*A*S*H, Movie: Top Gun, Actor: Bill Murray, Actress: Jane Fonda, Food: Grape-nut chicken, Hobbies: Hunting, fishing, and listening to music.



41 ROB WILLEY

Forward, 6-9, 220
Sophomore
Neenah

Only saw 17.5 minutes of playing time last season . . . year of experience should lead to a greater contribution this season . . . worked very hard on the weights during the off-season to increase strength and weight . . . one of the best jumpers and dunkers on the team . . . has good touch on his outside shot for a big man . . . has shown a lot of potential . . . will contend for the third or fourth forward slot . . . plans to major in computer science. **High School:** Was a key member of the Rockets as he averaged 14.1 points and 12.4 rebounds a contest as a senior . . . received honorable mention on the 1985 all-conference team . . . coached by Ron Einson.

CAREER STATISTICS

YEAR	G-GS	FG	FGA	PCT	FT	FTA	PCT	REB	AVE	A	S	PF	PTS	AVE
1985-86	9-0	1	2	.500	2	4	.500	4	0.4	0	1	2	4	0.4




BIG TEN STATISTICS

YEAR	G-GS	FG	FGA	PCT	FT	FTA	PCT	REB	AVE	A	S	PF	PTS	AVE
1985-86	4-0	1	1	1.000	0	0	.000	1	0.3	0	1	0	2	0.5


CAREER HIGHS TO DATE

MOST POINTS: 2, vs Miami (FL), Dec. 7, 1985; vs Michigan, Feb. 26, 1986
MOST REBOUNDS: 1, vs Cal State-LA, Nov. 27, 1985; vs San Francisco State, Dec. 2, 1985; vs East Texas State, Dec. 5, 1985; vs Iowa, Feb. 20, 1986
MOST ASSISTS: none
MOST FIELD GOALS: 1, vs Michigan, Feb. 26, 1986
MOST FREE THROWS: 2, vs Miami of Florida, Dec. 7, 1985

Favorites: Pro B-Ball Player: Larry Bird, Pro Sports Team: Dallas Mavericks, Musical Group or Singer: Eric Clapton, Song: Walk on the Wild Side, TV Show: The Young Ones, Movie: The Godfather, Actor: Bill Murray, Actress: Kelly McGinnis, Food: Prime Rib, Hobbies: Hunting, woodworking, and playing guitar.



BADGER NEWCOMERS




33 **SEAN** **FLEMING**

**Guard, 6-2, 195, Freshman
Oakland, CA (Fremont)**

Can play either point or off-guard . . . will challenge the upperclassmen for playing time . . . averaged 18 points, eight assists, and five rebounds his senior year at Fremont . . . earned first team all-Oakland, all-Bay Area, and all-East Bay honors in 1985-86 . . . Street & Smith all-American honorable mention pick . . . team finished second in the Oakland Athletic League, considered to be one of the most competitive conferences in Northern California . . . is quite physical for a guard and has an excellent vertical jump . . . coached by Mike Marcoulas . . . enrolled in pre-Business.

Favorites: Pro B-Ball Player: Earvin Johnson, Pro Sports Team: Golden State Warriors, Musical Group or Singer: Whitney Houston, TV Show: Miami Vice, Movie: Aliens, Actor: Eddie Murphy, Actress: Jayne Kennedy, Food: Steak, Hobbies: Bicycle riding and playing tennis.




50 **DANNY** **JONES**

**Forward, 6-6, 235, Freshman
Rockford, IL (Boylan)**

Has an excellent chance of seeing a considerable amount of playing time as a power forward . . . led Boylan to the Illinois Class AA quarterfinals last year . . . averaged 21.5 points, 9.6 rebounds, and three blocks per game last season, while shooting 58% from the field and 70% from the line . . . NIC-10 Conference Player of the Year as a junior and as a senior . . . is very solid and strong . . . bench presses over 300 pounds . . . high school team had a record of 84-7 in Danny's three years as a starter . . . is a power player, but has good touch on his jumper . . . had a 3.2 grade point average (4.0 scale) in high school and was a member of the National Honor Society . . . coached by Steve Goers . . . plans to major in Applied Math and Physics.

Favorites: Pro B-Ball Player: Michael Jordan, Pro Sports Team: Dallas Cowboys, Musical Group or Singer: Force MD's, Song: Why Don't You Do What You Do, TV Show: Cosby Show, Movie: The Fly, Actor: Anthony Michael Hall, Actress: Molly Ringwald, Food: Pizza, Hobbies: Fishing.




53 **KURT** **PORTMANN**

**Forward, 6-11, 215, Freshman
Sheboygan (North)**

Is the tallest player on this year's squad and will play forward . . . shot over 55% from the field with averages of 14.6 ppg and 9.7 rpg . . . named Wisconsin's Mr. Basketball by the WBCA . . . scored 18 points and had 12 rebounds in the 1986 WBCA high school all-star game, leading his North Squad to a 92-81 victory . . . scored 17 points in a winning effort in the second annual Wisconsin-Illinois all-star game, winning 108-87 . . . was chosen to represent the North squad in the Olympic Sports Festival last summer . . . high school had a record of 66-7 and advanced to the WIAA state tournament in each of his three years of play . . . team won the 1986 state tournament, defeating Appleton East . . . blocked six shots in the championship game, and was the top scorer in the tournament and the second leading rebounder . . . should blend in well to the Wisconsin offense . . . coached by Tom Desotell . . . enrolled in college of Letters and Science.

Favorites: Pro B-Ball Player: Larry Bird, Pro Sports Team: Boston Celtics, Musical Group or Singer: New Order, Song: Sweet Emotion, TV Show: M*A*S*H, Movie: Harold and Maude, Actor: John Candy, Food: Shrimp, Hobbies: Golf.




20 BYRON ROBINSON

**Guard, 6-5, 180, Freshman
Springfield, IL (Southeast)**

Comes to Wisconsin as a point guard, but can play the off and swing positions as well . . . versatility should help him earn more playing time . . . is a very competitive player . . . scored 19.5 points a game as a senior and averaged 8.0 rebounds . . . is expected to increase strength so as to be more effective inside . . . this season's biggest sleeper of the Badger recruits . . . has great potential . . . good student in high school, attaining an A minus average in his classwork . . . coached by Tony Johnson . . . plans to major in Hospital Administration.

Favorites: Pro B-Ball Player: Earvin Johnson, Pro Sports Team: L.A. Lakers, Musical Group or Singer: New Edition, Song: Stay, TV Show: Family Ties, Movie: Grease, Actor: Michael J. Fox, Actress: Philicia Rashad, Food: Pizza, Hobbies: Ping pong.





14 RODNEY TAPP

**Guard, 6-0, 165, Junior
Evansville, IN (North)
Laramie, WY Community
College**

First Junior College player to come to play for Steve Yoder at Wisconsin . . . is expected to help out immediately . . . spent all of last summer in Madison going to summer school and playing basketball . . . should quickly assume a leadership role . . . named to the first team on both the all-Region IX JC and the all-Wyoming JC Athletic Conference squads . . . was third in the balloting for all-American JC Region IX . . . averaged 19.1 ppg and 4.0 rpg last season . . . shot 57% from the field and could be one of the Badgers' top three-point shooters this year . . . had 87 assists, 34 steals and 36 dunks in 1985-86 . . . averaged 18.0 ppg as a high school senior . . . will add quickness and outside shooting accuracy to the Wisconsin lineup . . . JC coach was Woody Halverson . . . prep coach was Bob Walker . . . majoring in Agricultural Economics.

Favorites: Pro B-Ball Player: Johnny Dawkins, Pro Sports Team: Chicago Bulls, Musical Group or Singer: Midnight Star, Song: Midas Touch, TV Show: Cosby Show, Movie: Friday the 13th, Actor: Eddie Murphy, Actress: Philicia Rashad, Food: Barbequed beef, Hobbies: Running and bowling.



1986-87 WISCONSIN BASKETBALL ROSTER

No.	Name	Pos.	Hgt.	Wgt.	Age	Year	Hometown (Highschool - Coach)
33	Sean Fleming	G	6-2	195	19	Fr	Oakland, CA (Fremont) - Mike Marcoulas
10	***Mike Heineman	G	6-3	185	21	Sr	Connersville, IN - Basil Mawby
32	*Trent Jackson	G	6-1	180	19	So	Bolingbrook, IL - Bob Mitchell
50	Danny Jones	F	6-6	235	18	Fr	Rockford, IL (Boylan) - Steve Goers
30	*Tom Molaski	G-F	6-6	205	19	So	Grafton - Dennis Goecke
53	Kurt Portmann	F	6-11	215	19	Fr	Sheboygan (North) - Tom Desotell
42	***Rod Ripley	F	6-8	230	22	Sr	Pulaski - Fred Kestly
22	*Pollis Robertson	F	6-7	210	19	So	Wayne, MI (Memorial) - Chuck Henry
20	Byron Robinson	G	6-4	180	19	Fr	Springfield, IL (Southeast) - Tony Johnson
52	*Darin Schubring	C	6-10	225	19	So	Baraboo - Glen Richgels
24	**Shelton Smith, Jr.	G	6-0	175	21	Jr	Indianapolis, IN (Cathedral) - Tom O'Brien
14	Rodney Tapp	G	6-0	165	20	Jr	Evansville, IN (North) - Bob Walker; Laramie, WY CC - Woody Halverson
40	***J.J. Weber	F	6-7	240	21	Sr	Wales (Kettle Moraine) - Dave Rupnow
41	*Rob Willey	F	6-9	220	19	So	Neenah - Ron Einerson

* Denotes Letterman

Head Coach: Steve Yoder (Illinois Wesleyan 1962; 119-132 career record in nine years; 42-70 in four years at Wisconsin; 77-62 in five years at Ball State; 1980-81 Mid-American Conference Co-Champion and NCAA tournament entry; 1981-82 Mid-American Conference Champions; Mid-American Conference Coach of the Year both 1980-81 and 1981-82 seasons.)

Assistant Coaches: Ray McCallum (Ball State 1983); Brad McNulty (Purdue 1976); Chris Benetti (MacMurray 1980).

NUMERICAL ROSTER

No.	Name	Pos.	Hgt.	Wgt.	Age	Year	Hometown (Highschool - Coach)
10	***Mike Heineman	G	6-3	185	21	Sr	Connersville, IN - Basil Mawby
14	Rodney Tapp	G	6-0	165	20	Jr.	Evansville, IN (North) - Bob Walker; Laramie, WY CC - Woody Halverson
20	Byron Robinson	G	6-4	180	19	Fr	Springfield, IL (Southeast) - Tony Johnson
22	*Pollis Robertson	F	6-7	210	19	So	Wayne, MI (Memorial) - Chuck Henry
24	**Shelton Smith, Jr.	G	6-0	175	21	Jr	Indianapolis, IN (Cathedral) - Tom O'Brien
30	*Tom Molaski	G-F	6-6	205	19	So	Grafton - Dennis Goecke
32	*Trent Jackson	G	6-1	180	19	So	Bolingbrook, IL - Bob Mitchell
33	Sean Fleming	G	6-2	195	19	Fr	Oakland, CA (Fremont) - Mike Marcoulas
40	***J.J. Weber	F	6-7	240	21	Sr	Wales (Kettle Moraine) - Dave Rupnow
41	*Rob Willey	F	6-9	220	19	So	Neenah - Ron Einerson
42	***Rod Ripley	F	6-8	230	22	Sr	Pulaski - Fred Kestly
50	Danny Jones	F	6-6	235	18	Fr	Rockford, IL (Boylan) - Steve Goers
52	*Darin Schubring	C	6-10	225	19	So	Baraboo - Glen Richgels
53	Kurt Portmann	F	6-11	215	19	Fr	Sheboygan (North) - Tom Desotell

* Denotes Letterman

PRONOUNCIATION GUIDE

Mike HINE-ah-min
Darin SHOE-bring
Rob WILL-ee

1985-86 WISCONSIN BASKETBALL STATISTICS

FINAL - (12-16 Overall; Home 8-7/Road 4-7/Neutral 0-2)

NAME OF PLAYER	G- GS	FG-FGA	PCT	FT-FTA	PCT	REB	AVG	PF-D	PTS	AVG	A	TO	B	S	MIN	HIGH	
																PTS	REB
Rick Olson	28-28	237-485	.489	97-110	.882	67	2.4	55-2	571	20.4	43	55	1	33	982.5	35	4
SHELTON SMITH	15-13	84-153	.549	30- 46	.652	24	1.6	18-0	198	13.2	44	31	0	7	433.0	28	5
J.J. WEBER	28-27	131-258	.508	67- 89	.753	161	5.8	92-4	329	11.8	55	63	28	26	804.0	25	11
ROD RIPLEY	28-24	101-195	.518	41- 55	.745	194	6.9	90-5	243	8.7	50	51	6	29	893.0	22	13
MIKE HEINEMAN	22-15	65-142	.458	44- 55	.800	76	3.5	53-3	174	7.9	100	43	2	18	675.5	18	9
Gregg Steinhaus	28-13	79-182	.434	16- 25	.640	87	3.1	78-4	174	6.2	43	30	0	26	545.0	14	8
TRENT JACKSON	13- 1	35- 83	.422	5- 10	.500	18	1.4	18-1	75	5.8	24	21	0	9	199.5	16	5
TOM MOLASKI	28- 2	44- 84	.524	36- 54	.667	75	2.7	38-1	124	4.4	55	40	2	19	497.0	17	7
Jay Laszewski	21- 5	24- 54	.444	13- 21	.619	36	1.8	32-0	61	3.1	12	18	6	7	233.0	10	6
POLLIS ROBERTSON	13- 0	5- 16	.313	8- 18	.444	13	1.0	4-0	18	1.4	1	6	3	0	69.0	8	3
DARIN SCHUBRING	22- 12	8- 32	.250	9- 15	.600	39	1.8	41-1	25	1.1	15	15	3	6	251.0	7	7
ROB WILLEY	9- 0	1- 2	.500	2- 4	.500	4	0.4	2-0	4	0.4	0	6	0	1	17.5	2	1
WISCONSIN	28	814-1686	.483	368-502	.733	892	31.9	521-21	1996	71.3	442	382	51	181	5600.0	104	51
Opponents	28	846-1637	.517	399-541	.738	947	33.8	519-17	2091	74.7	412	418	74	169	5600.0	101	45

Note: Rebound totals include Team Rebounds - WISCONSIN 98, Opponents 91 Deadball Rebounds - WISCONSIN 54, Opponents 62
Turnover totals include Team Turnovers - WISCONSIN 3, Opponents 0
Returnees in all caps

WISCONSIN BIG TEN STATISTICS - FINAL (4-14 Overall; Home 2-7/Road 2-7)

NAME OF PLAYER	G- GS	FG-FGA	PCT	FT-FTA	PCT	REB	AVG	PF-D	PTS	AVG	A	TO	B	S	MIN	HIGH	
																PTS	REB
Rick Olson	18-18	149-308	.484	69-78	.885	39	2.2	37-1	367	20.4	21	31	1	21	652.0	32	4
SHELTON SMITH	5- 3	29- 50	.580	5- 13	.385	10	2.0	8-0	63	12.6	9	8	0	2	137.0	25	4
J.J. WEBER	18-17	85-173	.491	38- 52	.730	97	5.4	60-2	208	11.6	37	45	23	15	567.5	25	10
MIKE HEINEMAN	16-14	56-121	.463	40- 50	.800	60	3.8	41-3	152	9.5	81	28	2	12	547.0	18	9
TRENT JACKSON	4- 1	17- 40	.425	2- 3	.667	7	1.8	12-1	36	9.0	12	10	0	4	94.5	16	3
ROD RIPLEY	18-14	56-116	.483	18- 26	.692	108	6.0	55-3	130	7.2	27	31	2	18	582.5	12	13
Gregg Steinhaus	18-13	57-129	.442	13- 18	.722	56	3.1	55-4	127	7.1	29	20	0	18	404.5	14	8
TOM MOLASKI	18- 2	32- 58	.552	22- 35	.629	41	2.3	29-1	86	4.8	37	23	0	12	319.5	17	7
Jay Laszewski	15- 5	16- 36	.444	6- 10	.600	20	1.4	22-0	38	2.7	6	13	3	1	159.0	8	6
DARIN SCHUBRING	13- 3	3- 13	.231	1- 6	.167	15	1.2	20-1	7	0.5	7	9	0	1	100.5	4	2
ROB WILLEY	4- 0	1- 1	1000	0- 0	.000	1	0.3	0-0	2	0.5	0	0	0	1	5.5	2	0
POLLIS ROBERTSON	8- 0	1- 8	.125	0- 6	.000	7	0.9	1-0	2	0.3	0	2	0	0	30.5	2	3
WISCONSIN	18	502-1053	.477	214-297	.721	514	28.6	340-16	1218	67.7	266	223	31	105	3600.0	81	40
Opponents	18	574-1025	.560	266-351	.758	595	33.1	311-5	1414	78.6	294	241	51	117	3600.0	101	45

Note: Rebound totals include Team Rebounds - WISCONSIN 53, Opponents 49 Deadball Rebounds - WISCONSIN 34, Opponents 39
Turnover totals include Team Turnovers - WISCONSIN 3, Opponents 0
Returnees in all caps

BADGERS GAME-BY-GAME IN 1985-86

RESULT	WISCONSIN		OPPONENT		ATTEND	TOP SCORER	TOP REBOUNDER
	FG%	FT%	FG%	FT%			
68@South Carolina	65	467	800	436	586	8,719	Olson/Smith 16 Weber/Ripley 6
104 CAL STATE-LA	88	541	774	434	733	5,084	Smith 28 Ripley 11
75 MARQUETTE	74	549	792	441	778	9,282	Ripley 22 Weber/Ripley 6
90 SAN FRANCISCO ST	61	565	706	342	692	4,137	Olson 35 Ripley 9
82 EAST TEXAS ST	60	544	741	473	727	4,290	Olson 20 Ripley/Weber/Steinhaus 5
88 MIAMI (FL)	66	459	714	446	727	6,140	Smith 20 Ripley 13
74@Washington St.	68	468	842	537	625	4,200	Weber 25 Weber 9
76 N. ILLINOIS	67	509	800	415	765	5,607	Olson 25 Ripley 10
72 #Boston College	74	448	667	538	750	9,741	Olson 28 Ripley 9
49 #Princeton	54	392	600	471	600	9,715	Olson 19 Ripley 11
57 NORTHWESTERN	52	373	813	535	600	7,346	Olson 14 Ripley 10
61 OHIO STATE	78	473	900	536	857	7,883	Olson 29 Weber 10
69 INDIANA	80	478	455	574	833	10,182	Smith 19 Weber 7
54@Illinois	73	521	571	559	583	12,829	Olson/Heineman 12 Olson/Weber/Ripley 4
73@Purdue	100	492	611	574	733	14,123	Weber/Smith 25 Laszewski 6
65 MINNESOTA	67	446	714	574	684	6,262	Olson 20 Heineman 8
69 IOWA	63	447	871	520	733	11,092	Weber 17 Heineman 9
81@Michigan State	83	623	625	661	500	7,183	Olson 32 Heineman 8
64@Michigan	91	444	533	474	905	13,609	Heineman 16 Heineman/Molaski 7
69@Indiana	78	444	765	517	621	15,561	Steinhaus 14 Ripley 13
71@Ohio State	73	500	750	558	781	13,391	Olson 23 Weber/Ripley 6
78 PURDUE	80	422	923	625	714	6,180	Olson 30 Ripley 11
74 ILLINOIS	82	417	933	625	701	10,605	Olson 31 Ripley 11
48@Iowa	101	452	556	631	655	15,450	Weber 12 Weber 4
70@Minnesota	64	596	778	441	1000	13,740	Olson 32 Ripley/Heineman 5
74 MICHIGAN	97	508	349	494	750	7,703	Olson 18 Ripley/Molaski 6
71 MICHIGAN STATE	84	432	778	564	786	10,278	Olson 29 Weber/Ripley 7
70@Northwestern	68	578	818	491	750	5,870	Olson 26 Weber 6

at Fiesta Bowl Tournament (Tucson, AZ)

1985-86 BIG TEN BASKETBALL STANDINGS

FINAL STANDINGS

	Big Ten Games			All Games			PTS	AVG	HI	OPP PTS	OPP AVG	OPP LOW
	W	L	PCT	W	L	PCT						
1. Michigan.....	14	4	.778	27	4	.871	2433	78.5	105	2010	64.8	42
2. Indiana.....	13	5	.722	21	7	.750	2134	76.2	102	1885	67.3	43
3. Michigan State.....	12	6	.667	21	7	.750	2338	83.5	103	1976	70.6	45
4. Purdue.....	11	7	.611	22	9	.710	2377	76.7	100	2148	69.3	52
Illinois.....	11	7	.611	21	9	.700	2199	73.3	115	1848	61.6	34
6. Iowa.....	10	8	.556	20	11	.645	2293	73.9	108	2036	65.7	43
7. Ohio State.....	8	10	.444	14	14	.500	2115	73.5	99	2062	73.6	55
8. Minnesota*.....	5	13	.278	15	16	.484	2139	71.3	120	2144	71.5	57
9. Wisconsin.....	4	14	.222	12	16	.429	1996	71.3	104	2091	74.7	52
10. Northwestern*.....	2	16	.111	8	20	.286	1683	62.3	82	2016	74.8	55

(* - Includes Minnesota's forfeit to Northwestern 1/26. Game doesn't figure into averages.)

FIELD GOAL PERCENTAGE*

	FG	FGA	FG%
1. Michigan State.....	581	1051	.553
2. Illinois.....	532	966	.551
3. Indiana.....	540	1024	.527
4. Michigan.....	580	1114	.521
5. Purdue.....	537	1046	.513
6. Iowa.....	541	1076	.503
Ohio State.....	521	1036	.503
8. Wisconsin.....	502	1053	.477
9. Minnesota.....	444	961	.462
10. Northwestern.....	373	910	.410

SCORING OFFENSE*

	G	PTS	AVG	HI
1. Michigan State.....	18	1439	79.9	97
2. Michigan.....	18	1418	78.8	99
3. Purdue.....	18	1374	76.3	100
4. Indiana.....	18	1359	75.5	102
5. Ohio State.....	18	1337	74.3	84
6. Iowa.....	18	1308	72.7	101
7. Illinois.....	18	1259	69.9	83
8. Wisconsin.....	18	1218	67.7	81
9. Minnesota.....	17	1076	63.3	76
10. Northwestern.....	17	965	56.8	77

OPPONENTS' FG PERCENTAGE*

	FG	FGA	FG%
1. Indiana.....	502	1069	.470
2. Iowa.....	463	996	.479
3. Illinois.....	455	944	.482
4. Michigan State.....	559	1145	.488
5. Michigan.....	499	1017	.491
6. Purdue.....	515	1040	.495
7. Minnesota.....	497	963	.516
8. Ohio State.....	543	1036	.524
9. Northwestern.....	544	1028	.529
10. Wisconsin.....	574	1025	.560

SCORING DEFENSE*

	G	PTS	AVG	LOW
1. Illinois.....	18	1045	63.3	46
2. Iowa.....	18	1186	65.9	43
3. Michigan.....	18	1227	68.2	45
4. Indiana.....	18	1259	69.9	52
5. Minnesota.....	17	1208	71.1	60
6. Purdue.....	18	1311	72.8	50
7. Ohio State.....	18	1332	74.0	55
8. Michigan State.....	18	1347	74.8	48
9. Northwestern.....	17	1324	77.9	57
10. Wisconsin.....	18	1414	78.6	52

FREE THROW PERCENTAGE*

	FT	FTA	FT%
1. Illinois.....	195	245	.796
2. Michigan State.....	277	351	.789
3. Michigan.....	258	337	.766
4. Ohio State.....	295	393	.751
5. Purdue.....	300	403	.744
Indiana.....	279	375	.744
7. Northwestern.....	219	297	.737
8. Wisconsin.....	214	297	.721
9. Iowa.....	226	321	.704
10. Minnesota.....	188	279	.674

SCORING MARGIN*

	OFF AVE	DEF AVE	MGN
1. Michigan.....	78.8	68.2	+10.6
2. Iowa.....	72.7	65.9	+6.8
3. Illinois.....	69.9	63.3	+6.6
4. Indiana.....	75.5	69.9	+5.6
5. Michigan State.....	79.9	74.8	+5.1
6. Purdue.....	76.3	72.8	+3.5
7. Ohio State.....	74.3	74.0	+0.3
8. Minnesota.....	63.3	71.1	-7.8
9. Wisconsin.....	67.7	78.6	-10.9
10. Northwestern.....	56.8	77.9	-21.1

REBOUND MARGIN*

	OWN AVE	OPP AVE	MGN
1. Michigan.....	35.1	29.3	+5.8
2. Ohio State.....	32.8	29.0	+3.8
3. Illinois.....	28.1	25.1	+3.0
4. Purdue.....	32.2	29.7	+2.5
5. Iowa.....	33.1	30.8	+2.3
6. Michigan State.....	30.3	30.6	-0.3
7. Minnesota.....	31.1	32.9	-1.8
8. Indiana.....	31.2	34.9	-3.7
9. Wisconsin.....	28.6	33.1	-4.5
10. Northwestern.....	27.6	35.8	-8.2

*Big Ten Games Only

TURNOVER MARGIN*

	Own	OPP	MGN
1. Iowa.....	13.0	16.6	-3.6
2. Michigan.....	14.1	16.1	-2.0
3. Wisconsin.....	12.4	16.1	-1.0
4. Indiana.....	12.8	13.3	-0.5
5. Purdue.....	12.6	12.8	-0.2
6. Minnesota.....	11.4	11.4	even
7. Illinois.....	12.7	12.3	+0.4
8. Michigan State.....	12.1	11.1	+1.0
9. Ohio State.....	15.7	13.8	+1.9
10. Northwestern.....	16.2	12.9	+3.3

1986 BIG TEN INDIVIDUAL BASKETBALL STATISTICS

	YR	G	FG-FGA	FG%	FT-FTA	FT%	REB	REB AVG	PTS	PTS AVE	HIGHS PTS/REB
1. Scott Skiles, MSU	Sr	18	207-373	.555	110-124	.887	73	4.1	524	29.1	45/9
2. STEVE ALFORD, IND	Jr	18	163-294	.554	78-93	.839	45	2.5	404	22.4	38/5
3. Brad Sellers, OSU	Sr	18	135-265	.509	103-124	.831	207	11.5	373	20.7	29/16
4. Rick Olson, WIS	Sr	18	149-308	.484	69-78	.885	39	2.2	367	20.4	32/4
5. DENNIS HOPSON, OSU	Jr	18	144-265	.543	62-83	.747	97	5.4	350	19.4	32/14
6. TROY LEWIS, PUR	So	18	143-274	.522	45-56	.804	62	3.4	331	18.4	30/8
7. KEN NORMAN, ILL	Jr	18	133-207	.643	57-69	.826	128	7.1	323	17.9	34/13
8. DARRYL JOHNSON, MSU	Jr	17	131-227	.577	30-41	.732	57	3.4	292	17.2	30/10
9. Roy Tarpley, MICH	Sr	18	124-211	.588	58-69	.841	153	8.5	306	17.0	27/16
10. TODD MITCHELL, PUR	So	18	97-175	.554	93-107	.869	119	6.6	287	15.9	27/14
11. Marc Wilson, MINN	Sr	17	104-211	.493	60-86	.698	94	5.5	268	15.8	24/9
12. SHON MORRIS, NU	So	17	95-192	.495	71-86	.826	106	6.2	261	15.4	20/10
13. John Shasky, MINN	Sr	17	95-191	.497	47-66	.712	116	6.8	237	13.9	27/11
14. VERNON CARR, MSU	Jr	18	94-170	.553	55-83	.663	100	5.6	243	13.5	22/10
15. RICKY CALLOWAY, IND	Fr	18	102-194	.526	33-50	.660	80	4.4	237	13.2	21/13
16. DARYL THOMAS, IND	Jr	15	70-131	.534	56-72	.778	68	3.8	196	13.1	30/11
17. GARY GRANT, MICH	So	18	97-183	.530	35-50	.700	60	3.3	229	12.7	23/6
18. ANTOINE JOUBERT, MICH	Jr	18	88-193	.456	42-58	.724	51	2.8	218	12.1	20/6
19. Richard Relfford, MICH	Sr	18	83-133	.624	51-62	.823	86	4.8	217	12.1	20/8
20. GERRY WRIGHT, IOWA	Jr	18	90-158	.570	35-50	.700	125	6.9	215	11.9	19/14
21. J.J. WEBER, WIS	Jr	18	85-173	.491	38-52	.731	97	5.4	208	11.6	25/10
22. ROY MARBLE, IOWA	Fr	18	88-176	.500	31-46	.674	91	5.1	207	11.5	23/11
23. MELVIN McCANTS, ILL	Fr	18	73-131	.557	47-68	.691	78	4.3	193	10.7	20/8
24. DOUG LEE, PUR	Jr	18	85-165	.515	21-29	.724	97	5.4	191	10.6	17/10
25. AL LORENZEN, IOWA	So	18	76-145	.524	38-53	.717	89	4.9	190	10.6	20/12

RETURNEES IN ALL CAPS

FIELD GOAL PERCENTAGE (Min. 5 FG/Game)

	G	FG	FGA	FG%
1. KEN NORMAN, ILL	18	133	207	.643
2. Roy Tarpley, MICH	18	124	211	.588
3. DARRYL JOHNSON, MSU	17	131	227	.577
4. GERRY WRIGHT, IOWA	18	90	158	.570
5. Scott Skiles, MSU	18	207	373	.555
6. STEVE ALFORD, IND	18	163	294	.554
TODD MITCHELL, PUR	18	97	175	.554
8. VERNON CARR, MSU	18	94	170	.553
9. DENNIS HOPSON, OSU	18	144	265	.543
10. GARY GRANT, MICH	18	97	183	.530

FREE THROW PERCENTAGE (Min. 2.5 FT/G)

	G	FT	FTA	FT%
1. Scott Skiles, MSU	18	110	124	.887
2. Rick Olson, WIS	18	69	78	.885
3. TODD MITCHELL, PUR	18	93	107	.869
4. Roy Tarpley, MICH	18	58	69	.841
5. STEVE ALFORD, IND	18	78	93	.839
6. Brad Sellers, OSU	18	103	124	.831
7. SHON MORRIS, NU	17	71	86	.826
KEN NORMAN, ILL	18	57	69	.826
9. Richard Relfford, MICH	18	51	62	.823
10. TROY LEWIS, PUR	18	45	56	.804

BLOCKED SHOTS

	G	NO	AVG	HI
1. Roy Tarpley, MICH	18	45	2.5	3
2. Brad Sellers, OSU	18	43	2.4	7
3. Andre Harris, IND	18	34	1.9	6
4. John Shasky, MINN	17	30	1.8	4
5. J.J. WEBER, WIS	18	23	1.3	4
6. GERRY WRIGHT, IOWA	18	19	1.1	2

REBOUNDS

	G	NO	AVG	HI
1. Brad Sellers, OSU	18	207	11.5	16
2. Roy Tarpley, MICH	18	153	8.5	16
3. KEN NORMAN, ILL	18	128	7.1	13
4. GERRY WRIGHT, IOWA	18	125	6.9	14
5. John Shasky, MINN	17	116	6.8	11
6. TODD MITCHELL, PUR	18	119	6.6	14
7. SHON MORRIS, NU	17	106	6.2	10
8. ROD RIPLEY, WIS	18	108	6.0	13
9. Larry Polec, MSU	18	101	5.6	11
10. VERNON CARR, MSU	18	100	5.6	10
11. Marc Wilson, MINN	17	94	5.5	9
12. DENNIS HOPSON, OSU	18	97	5.4	14
J.J. WEBER, WIS	18	97	5.4	10
DOUG LEE, PUR	18	97	5.4	10
Erem Winters, ILL	18	97	5.4	9

ASSISTS

	G	NO.	AVG	HI
1. Bruce Douglas, ILL	18	111	6.2	11
2. Scott Skiles, MSU	18	105	5.8	12
3. Winston Morgan, IND	18	101	5.6	10
4. Mack Gadis, PUR	18	98	5.4	10
5. ANTOINE JOUBERT, MICH	18	93	5.2	8
6. GARY GRANT, MICH	18	91	5.1	10
MIKE HEINEMAN, WIS	16	81	5.1	8
8. TONY WYSINGER, ILL	14	54	3.9	8
9. Andre Banks, IOWA	18	66	3.7	9
10. Stew Robinson, IND	17	60	3.5	9

STEALS

	G	NO	AVG	HI
1. Bruce Douglas, ILL	18	*51	*2.8	7
2. GARY GRANT, MICH	18	49	2.7	6
3. Andre Banks, IOWA	18	42	2.3	7
4. STEVE ALFORD, IND	18	29	1.6	6
5. Scott Skiles, MSU	18	28	1.6	3

* all-time Big Ten Record

BIG TEN CHAMPIONS 1939-40 TO PRESENT

YEAR	TEAM	SEASON RECORD	BIG TEN RECORD	YEAR	TEAM	SEASON RECORD	BIG TEN RECORD
1939-40	Purdue	16-4	10-2	1964-65	Michigan	24-4	13-1
1940-41	Wisconsin	20-3	11-1	1965-66	Michigan	18-8	11-3
1941-42	Illinois	18-5	13-2	1966-67	Indiana	18-8	10-4
1942-43	Illinois	17-1	12-0	1967-68	Ohio State	21-8	10-4
1943-44	Ohio State	14-7	10-2		Iowa	16-9	10-4
1944-45	Iowa	17-1	11-1	1968-69	Purdue	23-5	13-1
1945-46	Ohio State	16-5	10-2	1969-70	Iowa	20-6	14-0
1946-47	Wisconsin	16-6	9-3	1970-71	Ohio State	20-6	13-1
1947-48	Michigan	15-5	10-2	1971-72	Minnesota	18-7	11-3
1948-49	Illinois	21-4	10-2	1972-73	Indiana	22-6	11-3
1949-50	Ohio State	22-4	11-1	1973-74	Michigan	22-5	12-2
1950-51	Illinois	22-5	13-1		Indiana	23-5	12-2
1951-52	Illinois	22-4	12-2	1974-75	Indiana	31-1	18-0
1952-53	Indiana	23-3	17-1	1975-76	Indiana	32-0	18-0
1953-54	Indiana	20-4	12-2	1976-77	Michigan	24-3	16-2
1954-55	Iowa	19-7	11-3	1977-78	Michigan State	24-4	15-3
1955-56	Iowa	20-6	13-1	1978-79	Michigan State	26-6	13-5
1956-57	Indiana	14-8	10-4		Purdue	27-8	13-5
1957-58	Indiana	13-11	10-4		Iowa	20-8	13-5
1958-59	Michigan State	19-4	12-2	1979-80	Indiana	21-8	13-5
1959-60	Ohio State	25-3	13-1	1980-81	Indiana	26-9	14-4
1960-61	Ohio State	27-1	14-0	1981-82	Minnesota	23-6	14-4
1961-62	Ohio State	26-2	13-1	1982-83	Indiana	24-6	13-5
1962-63	Ohio State	20-4	11-3	1984-85	Illinois	26-5	15-3
1963-64	Michigan	23-5	11-3		Purdue	22-7	15-3
	Ohio State	16-8	11-3	1984-85	Michigan	26-4	16-2
				1985-86	Michigan	27-4	14-4

ALL-TIME BIG TEN STANDINGS 1906-1986

	WON	LOST	PCT	YEARS	GAMES
Indiana	595	438	.576	79a	1033
Purdue	614	453	.575	81	1067
Illinois	616	468	.568	81	1084
Ohio State	522	474	.524	74b	996
Michigan	487	461	.514	69c	948
Iowa	497	494	.502	74d	991
Minnesota	524	551	.487	79	1075
Michigan State	271	285	.487	35	556
Wisconsin	499	583	.461	81	1082
Northwestern	372	662	.360	78f	1034
Chicago	168	296	.362	40g	464
Totals	5,165	5,165	.500	81	10330

a—Missed 1906-07 season

b—Joined Conference in 1912-13 season

c—Started basketball competition in 1917-18

d—Missed 1905, 1906, 1907, and 1929 seasons

e—Joined Conference in 1950-51 season

f—Missed 1905, 1906 and 1907 seasons

g—Didn't compete in 1944-45 seasons, dropped out of Conference after 1945-46 season

Big Ten Playoff Games (not included in above totals):

1908—Chicago 18, Wisconsin 16 (played at Wisconsin, 1,500 att.)


1968—Ohio State 85, Iowa 81 (played at Purdue, 4,812 att.)

1974—Michigan 74, Indiana 67 (played at Illinois, 15,109 att.)

1986-87 OPPONENTS

NEBRASKA- OMAHA

Nov. 28, 7:05 p.m. CST, UW Fieldhouse



LOCATION: Omaha, NE 68182
 ENROLLEMENT: 15,000
 NICKNAME: Mavericks
 COLORS: Crimson and Black
 ARENA: UNO Fieldhouse (4000)
 CONFERENCE: North Central
 ATHLETIC DIRECTOR: Bobby Thompson
 HEAD COACH: Bob Hanson (Wyoming 1964)
 NEBRASKA-OMAHA RECORD: 278-191 (18 years)
 CAREER RECORD: 278-191 (18 years)
 1985-86 RECORD: 19-9, 11-7 (2nd tie)
 ASSISTANT COACHES: Mike Brewen,
 Rodney Watson
 SID: Gary Anderson (402-554-2305)
 LETTERMEN LOST/RETURNING: 5/5
 STARTERS LOST/RETURNING: 3/2
 SERIES RECORD: First meeting
 BASKETBALL PRESS BOX PHONE: 402-554-2447

1985-86 STATISTICAL LEADERS

NAME	GP	POS	YR	HT	PPG	RPG	A
*TOM THOMPSON	26	F	Jr	6-7	13.2	5.2	44
Mike Born	26	G	—	6-1	11.6	4.0	116
*MARK MILLER	28	G	Jr	6-3	11.6	2.6	46
Greg Willie	18	G	—	—	8.4	1.4	38
*BRYAN MUELLNER	28	F	So	6-6	7.7	4.9	29
Bill Jacobson	28	C	—	6-8	6.2	4.9	36
Dwayne King	25	G	—	6-2	5.8	2.2	185
Dave Fowler	25	F	—	6-4	4.9	2.3	42
TYRONE TILLMAN	24	C	Sr	6-8	4.3	3.7	13
TIM ADAMEK	11	C	So	6-8	2.9	1.5	0

Note: Returnees in all caps; returning starters marked with an *

TOP NEWCOMERS

NAME	POS	YR	HT	HOMETOWN (School)
BRYAN LEACH	G	Jr	5-10	Chicago, IL; Fairbury (NE) JC
DAN OLSON	G-F	Fr	6-6	Omaha, NE (Burke)

1986-87 SCHEDULE

11/21	Bellvue College
11/25	at Kearney State
11/28	at WISCONSIN
12/5	Kansas Newman
12/6	Washburn
12/11	at Creighton
12/13	Doane College
12/20	Dana College
12/29	at Puget Sound
12/30	Tournament
1/2	at Augustana
1/3	at South Dakota State
1/9	St. Cloud State
1/10	Mankato State
1/13	at Northern Colorado
1/16	at South Dakota
1/17	at Morningside
1/23	North Dakota
1/24	North Dakota State
1/30	Augustana
1/31	South Dakota State
2/6	at St. Cloud State
2/7	at Mankato State
2/13	South Dakota
2/14	Morningside
2/20	at North Dakota
2/21	at North Dakota State
2/28	Northern Colorado




Coach Bob Hanson



Mark Miller

SOUTH FLORIDA

Nov. 29, 7:35 p.m. CST, UW Fieldhouse



LOCATION: Tampa, FL 33620
 ENROLLMENT: 28,000
 NICKNAME: Bulls
 COLORS: Green and Gold
 ARENA: Sun Dome (10,259)
 CONFERENCE: Sun Belt
 ATHLETIC DIRECTOR: Paul Griffin
 HEAD COACH: Bobby Paschal (Stetson 1964)
 SOUTH FLORIDA RECORD: 0-0 (first year)
 CAREER RECORD: 153-85 (8 years)
 1985-86 RECORD: 14-14, 5-10 (5th tie)
 ASSISTANT COACHES:
 Dennis Donaldson, Rickey Broussard, Mike Lewis
 SID: Bill Hunt (813-974-2125)
 Home: (813-988-6480)
 LETTERMEN LOST/RETURNING: 3/9
 STARTERS LOST/RETURNING: 2/3
 SERIES RECORD: First meeting
 BASKETBALL PRESS BOX PHONE: 813-974-3287


1985-86 STATISTICAL LEADERS

NAME	GP	POS	YR	HT	PPG	RPG	A
*DOUG WALLACE	28	F	Sr	6-8	11.6	6.9	30
Tommy Tonelli	28	G	—	6-2	10.5	2.2	128
Martin Teal	27	G	Sr	6-5	8.1	2.5	51
Curtis Kitchen	28	C	—	6-9	7.1	8.6	24
*VINCE SANFORD	22	G-F	Sr	6-5	7.1	2.0	18
KEITH JORDAN	27	F	Jr	6-8	6.6	3.8	31
*ARTHUR CALDWALL	28	G	Jr	6-3	4.3	2.8	100
DARRELL COLEMAN	26	F	Jr	6-7	3.1	2.9	13
GREG HOLLINSWORTH	15	G	Sr	6-2	1.6	0.3	2
CHUCK MALNER	26	C	Jr	6-11	1.5	0.9	2


Note: Returnees in all caps; returning starters marked with an *

TOP NEWCOMERS

NAME	POS	YR	HT	HOMETOWN (School)
KENNY BRANTLEY	F	Jr	6-6	Youngstown, OH (Florida College)
JEFF DOWDELL	G-F	Jr	6-5	Boynton Beach, FL (Polk CC)
DIRK FLOYD	G	Fr	6-2	Gastonia, NC (Hunter Huss)
DEXTER RAY	G	Jr	6-3	Sarasota, FL (Florida College)
HAKIM SHAHID	F	Fr	6-6	Ft. Lauderdale, FL (Dillard)



Coach Bobby Paschal



Doug Wallace

1986-87 SCHEDULE

11/29 at WISCONSIN
 12/3 Tampa
 12/6 at Southern Methodist
 12/13 Florida
 12/17 Cincinnati
 12/26 at Milwaukee Classic (with Marquette, Pepperdine, Columbia)
 12/30 Holy Cross
 1/3 Old Dominion
 1/5 UNC-Charlotte
 1/11 at Jacksonville
 1/15 at UNC Charlotte
 1/17 at DePaul
 1/19 Western Kentucky
 1/22 at South Alabama
 1/24 Virginia Commonwealth
 1/26 Florida International
 1/29 at Western Kentucky
 1/31 at Virginia Commonwealth
 2/2 Mercer
 2/5 at St. Joseph's
 2/7 at Old Dominion
 2/9 at Alabama-Birmingham
 2/14 Jacksonville
 2/16 at Florida State
 2/18 Alabama-Birmingham
 2/21 South Alabama
 2/26 at Sun Belt Conference
 2/27 Tournament (Bowling Green, KY)

MARQUETTE UNIVERSITY

Dec. 1, 7:30 p.m. CST, Milwaukee, WI



LOCATION: Milwaukee, WI 53233
 ENROLLMENT: 12,000
 NICKNAME: Warriors
 COLORS: Royal Blue and Gold
 ARENA: MECCA Arena (11,052)
 CONFERENCE: Independent
 ATHLETIC DIRECTOR: Henry C. Raymonds
 HEAD COACH: Bob Dukiet (Boston College 1970)
 MARQUETTE RECORD: 0-0 (first year)
 CAREER RECORD: 135-64 (7 years)
 1985-86 RECORD: 19-11
 ASSISTANT COACHES: Rudy Keelling, Tom McConnell
 SID: Betsy Van Sickle (414-224-7447)
 Home: (414-224-0654)
 LETTERMEN LOST/RETURNING: 3/9
 STARTERS LOST/RETURNING: 3/2
 SERIES RECORD: 46-44 Wisconsin
 BASKETBALL PRESS BOX PHONE: 414-273-8021


1985-86 STATISTICAL LEADERS

NAME	GP	POS	YR	HT	PPG	RPG	A
*DAVID BOONE	30	F	Sr	6-6	15.3	10.6	18
Kerry Trotter	30	F	—	6-6	13.6	6.4	120
Benny Moore	29	G	—	6-4	11.8	2.5	65
TOM COPA	30	C	Sr	6-10	7.9	4.0	6
*KEVIN JOHNSON	29	G	Sr	6-1	7.9	2.6	150
Walter Downing	30	C	—	6-9	7.1	3.6	8
MICHAEL SIMS	30	G	Jr	6-0	4.6	1.8	104
HERB HARRISON	11	F	Sr	6-9	3.2	1.9	1
TONY REEDER	20	F	Jr	6-7	2.7	1.5	6
PAT FOLEY	14	F	Jr	6-7	2.1	1.9	10


Note: Returnees in all caps; returning starters marked with an *

TOP NEWCOMERS

NAME	POS	YR	HT	HOMETOWN (School)
JOHN ELLENSON	F	Fr	6-7	Memomonia (Rhineland)
MICHAEL FLORY	F	Jr	6-6	(Ellsworth JC) (Irondale)
ROD GROSSE	C	Fr	6-10	New Brighton, MN
ROMAN MULLER	C	Fr	7-0	Wisconsin Dells
TONY SMITH	G	Fr	6-3	Wauwatosa (East)



Coach Bob Dukiet



David Boone

1986-87 SCHEDULE

12/1 WISCONSIN
 12/3 Lehigh
 12/6 Iona
 12/13 Tennessee
 12/16 at Northwestern
 12/20 at Bradley
 12/23 at Creighton
 12/26 Milwaukee Classic (with Pepperdine, South Florida, Columbia)
 12/31 at Loyola Marymount
 1/3 at Colorado
 1/7 Kansas State
 1/10 Virginia Commonwealth
 1/12 at Western Michigan
 1/17 Dayton
 1/21 at Loyola
 1/24 at Miami (FL)
 1/29 at Notre Dame
 2/4 Valparaiso
 2/7 Stetson
 2/10 DePaul
 2/14 Hartford
 2/15 at North Carolina
 2/21 at Dayton
 2/25 Fordham
 2/28 Notre Dame
 3/3 Evansville
 3/7 at DePaul

SOUTH CAROLINA

Dec. 4, 7:35 p.m. CST, UW Fieldhouse



LOCATION: Columbia, SC 29208
 ENROLLMENT: 23,263
 NICKNAME: Gamecocks
 COLORS: Garnet and Black
 ARENA: Carolina Coliseum (12,401)
 CONFERENCE: Metro
 ATHLETIC DIRECTOR: Bob Marcum
 HEAD COACH: George Felton (South Carolina 1975)
 SOUTH CAROLINA RECORD: 0-0 (first year)
 CAREER RECORD: 0-0 (first year)
 1985-86 RECORD: 12-16, 2-10 (7th)
 ASSISTANT COACHES: Eddie Payne, Orlando "Tubby" Smith
 SID: Tom Price (803-777-5204)
 Home: 803-787-2395
 LETTERMEN LOST/RETURNING: 5/7
 STARTERS LOST/RETURNING: 2/3
 SERIES RECORD: 2-0 Wisconsin
 BASKETBALL PRESS BOX PHONE: 803-777-3138/or 3139


1985-86 STATISTICAL LEADERS

NAME	GP	POS	YR	HT	PPG	RPG	A
Linwood Moya	28	F	—	6-7	15.0	8.1	41
*TERRY DOZIER	17	F	So	6-9	13.8	4.9	22
*MICHAEL FOSTER	28	G	Sr	6-2	12.0	2.1	98
*DARRYL MARTIN	28	C	Jr	6-7	11.2	9.0	58
Keith James	28	G	—	6-7	10.9	3.0	79
Duahe Kendall	28	F-C	—	6-10	5.9	3.8	18
PERRY DOZIER	26	F-C	So	6-11	2.2	2.0	7
STEVE HOLLAND	27	G	Sr	6-4	1.9	1.0	31
BILL VERNAU	17	F	So	6-6	1.6	1.7	9


Note: Returnees in all caps; returning starters marked with an *

TOP NEWCOMERS

NAME	POS	YR	HT	HOMETOWN (School)
TERRY GOULD	G	Jr	6-2	Pensacola (FL) JC
REGGIE SMITH	G	Fr	6-4	Rutherfordton, NC (R.S. Central)



Coach George Felton



Michael Foster

1986-87 SCHEDULE

11/29 Eckerd College
 12/1 East Carolina
 12/4 at WISCONSIN
 12/6 at Loyola of Chicago
 12/10 The Citadel
 12/14 Clemson
 12/22 George Washington
 12/28 at Sugar Bowl
 12/29 Tournament (with Houston, Vanderbilt, Villanova)
 1/3 Davidson
 1/7 Southern Mississippi
 1/10 at Virginia Tech
 1/12 at Alabama
 1/14 Iona College @ the Meadowlands
 1/17 Memphis State
 1/21 at Florida State
 1/26 Cincinnati
 1/31 at Southern Mississippi
 2/2 at Louisville
 2/4 Armstrong State
 2/7 at Clemson
 2/11 Louisville
 2/14 Florida State
 2/16 Virginia Tech
 2/19 at Memphis State
 2/23 Mars Hill College
 2/28 at Cincinnati
 3/6 at Metro
 3/7 Conference
 3/8 Tournament

CENTRAL MICHIGAN

Dec. 6, 1:30 p.m. EST, Mt. Pleasant, MI



LOCATION: Mt. Pleasant, MI
 ENROLLMENT: 16,000
 NICKNAME: Chippewas
 COLORS: Maroon and Gold
 ARENA: Rose Arena (6000)
 CONFERENCE: Mid-American
 ATHLETIC DIRECTOR: Dave Keilitz
 HEAD COACH: Charlie Coles (Miami 1965)
 CENTRAL MICHIGAN RECORD: 11-17 (1 year)
 CAREER RECORD: 11-17 (1 year)
 1984-85 RECORD: 11-17, 7-11 (6th tie)
 ASSISTANT COACHES: Dave Ginsberg, Ralph Pim, John Mulroy (part-time)
 SID: Fred Stabley, Jr. (517-774-3277)
 Home: (517-773-2591)
 LETTERMEN LOST/RETURNING: 1/12
 STARTERS LOST/RETURNING: 0/5
 SERIES RECORD: 3-1 Wisconsin
 BASKETBALL PRESS BOX PHONE: 517-774-3579

1985-86 STATISTICAL LEADERS

NAME	GP	POS	YR	HT	PPG	RPG	A
*DAN MAJERLE	27	F	Sr	6-6	21.4	7.9	51
*ERVIN LEAVY	27	G	Sr	6-3	18.6	3.9	53
*JIM MURRAY	26	F	Sr	6-5	9.0	3.8	57
*DERRICK RICHMOND	24	G	So	5-7	4.8	1.4	109
ERIC NORDMANN	28	F	Sr	6-7	4.5	4.8	31
*DARYL MILLER	27	F-C	So	6-8	3.9	2.8	15
CHAUNCEY SCOTT	25	G-F	Jr	6-4	2.4	1.4	24
P. Lambropoulos	25	G	—	6-2	2.4	1.0	80
G. Washington	14	G-F	—	6-2	2.1	1.0	13
ANDY McGuIRE	23	F-C	So	6-8	1.5	1.8	13

Note: Returnees in all caps; returning starters marked with an *

TOP NEWCOMERS


NAME	POS	YR	HT	HOMETOWN (School)
TOMMY JOHNSON	G	Jr	6-2	Flint, MI (Northern - Mott CC)
CHRIS COLES	G	Jr	6-1	Saginaw, MI (Buena Vista)
TERRY REED	F	Fr	6-5	Saginaw, MI

1986-87 SCHEDULE

- 12/1 Tri-State
- 12/3 at Michigan
- 12/6 WISCONSIN
- 12/13 at Marquette
- 12/15 Oakland
- 12/17 at Stanford
- 12/19 at St. Mary's (CA)
- 12/22 Grand Valley
- 12/29 at Notre Dame
- 12/31 Kent State
- 1/3 Bowling Green
- 1/7 at Ball State
- 1/10 Eastern Michigan
- 1/14 at Miami
- 1/17 Toledo
- 1/21 at Western Michigan
- 1/24 Chicago State
- 1/28 at Ohio
- 1/31 at Bowling Green
- 2/4 Ball State
- 2/7 at Eastern Michigan
- 2/11 Miami
- 2/14 at Toledo
- 2/18 Western Michigan
- 2/21 at Cleveland State
- 2/25 Ohio
- 2/28 at Kent State
- 3/5 at Mid-American
- 3/6 Conference
- 3/7 Tournament



Coach Charlie Coles



Dan Majerle

UNIVERSITY OF MIAMI (FL)

Dec. 8, 7:30 p.m. EST, Miami, FL



LOCATION: Coral Gables, FL 33146
 ENROLLMENT: 13,600
 NICKNAME: Hurricanes
 COLORS: Orange, Green, and White
 ARENA: James L. Knight Center (5109)
 CONFERENCE: Independent
 ATHLETIC DIRECTOR: Sam Jankovich
 HEAD COACH: Bill Foster (Carson Newman 1958)
 MIAMI RECORD: 14-14 (1 year)
 CAREER RECORD: 367-190 (20 years)
 1984-85 RECORD: 14-14
 ASSISTANT COACHES: Clint Bryant, Seth Greenberg, Cesar Odlo
 BASKETBALL SID: Rich Dalrymple (305-284-3244)
 Home: (305-667-9645)
 LETTERMEN LOST/RETURNING: 0/11
 STARTERS LOST/RETURNING: 0/5
 SERIES RECORD: 1-0 Wisconsin
 BASKETBALL PRESS BOX PHONE: 305-284-2680


1985-86 STATISTICAL LEADERS

NAME	GP	POS	YR	HT	PPG	RPG	A
*ERIC BROWN	28	F	So	6-6	16.4	7.4	61
*DENNIS BURNS	28	F	So	6-6	13.5	3.5	55
*KEVIN PRESTO	28	G	So	5-11	10.4	3.4	91
*MARK RICHARDSON	28	C	So	6-11	10.3	4.7	13
*BRYAN HUGHES	28	G	So	6-1	7.3	4.1	129
TIM DAWSON	10	F	Jr	6-7	5.4	3.8	12
TIM HARVEY	27	C	Sr	6-10	7.4	5.9	50


Note: Returnees in all caps; returning starters marked with an *

TOP NEWCOMERS

NAME	POS	YR	HT	HOMETOWN (School)
TITO HORFORD	C	Fr	7-1	LaRomana, Dominican Republic (Houston, TX Marion Christian)
FRANK KIRKMAN	F	Fr	6-7	Ft. Lauderdale, FL (Western)
LEMEUL HOWARD	F	Fr	6-6	Atlanta, GA (Frederick Douglas)
JOEY ROSS	C	Fr	6-10	Ypsilanti, MI (Lincoln)



Coach Bill Foster



Eric Brown

1986-87 SCHEDULE

- 11/28 AMI Classic (with LaSalle, Penn State, Central, and Florida)
- 12/6 at North Carolina
- 12/8 WISCONSIN
- 12/14 Winthrop
- 12/20 Dartmouth
- 12/22 Duke
- 12/29 Christmas Tournament at West Palm Beach (with Stanford, Yale, and Massachusetts)
- 1/3 UW-Green Bay
- 1/5 St. Francis (PA)
- 1/9 at Puerto Rico
- Tournament
- 1/10 three games; opponents TBA
- 1/11 Maryland-Eastern Shore at Kansas
- 1/17 Providence
- 1/29 New Mexico
- 1/31 at San Diego State
- 2/4 Florida State
- 2/7 Navy (@ Baltimore Civic Center)
- 2/10 Farleigh Dickinson (@ the Meadows, NJ)
- 2/14 Dayton
- 2/16 Armstrong State
- 2/21 at Florida
- 2/25 at Florida State
- 2/28 Coppin State
- 3/5 at Notre Dame
- 3/7 Brooklyn College

NORTH DAKOTA STATE

Dec. 10, 7:35 p.m. CST, UW Fieldhouse



LOCATION: Fargo, ND 58105
 ENROLLMENT: 9,500
 NICKNAME: Bison
 COLORS: Green and Gold
 ARENA: NDSU Fieldhouse (8000)
 CONFERENCE: North Central
 ATHLETIC DIRECTOR: Dr. Ade Sponberg
 HEAD COACH: Erv Inniger (Indiana 1967)
 NORTH DAKOTA STATE RECORD: 145-83 (9 years)
 CAREER RECORD: 244-125 (13 years)
 1985-86 RECORD: 16-12, 9-9 (5th)
 ASSISTANT COACH: Rod Jonas
 SID: George E. Ellis (701-237-8331)
 Home: (701-282-7929)
 LETTERMEN LOST/RETURNING: 2/8
 STARTERS LOST/RETURNING: 1/4
 SERIES RECORD: 3-1 Wisconsin
 BASKETBALL PRESS BOX PHONE: 701-237-8611

1985-86 STATISTICAL LEADERS

NAME	GP	POS	YR	HT	PPG	RPG	A
Dennis Majaskie	23	F	—	6-7	13.0	6.0	15
*JOE REGNIER	28	C	So	6-7	10.8	7.0	19
*DAN WIBERSCHIED	28	F	Jr	6-8	10.5	6.2	29
*KEVIN JAGIELLO	25	G	Jr	6-4	8.6	3.4	34
*DAVID RYLES	28	G	Sr	6-0	7.3	2.6	178
*JUNO PINTAR	24	G	So	6-1	6.1	2.2	31
JOHN MILTON	26	F	Sr	6-4	6.0	2.7	28
SEAN MAHONE	26	G	Jr	6-1	5.0	2.4	50
Brian Cossell	28	G	—	5-10	4.7	1.5	55
Andrew Kamuchey	6	G	—	6-6	2.2	3.2	11


Note: Returnees in all caps; returning starters marked with an *

TOP NEWCOMERS


NAME	POS	YR	HT	HOMETOWN (School)
STEVE SZYMANSKI	G	Fr	6-2	Waukesha, WI
CHARLES BANNISTER	G	Fr	6-2	Milwaukee, WI

1986-87 SCHEDULE

- 11/21 Mayville State
- 11/29 at Minnesota
- 12/2 Mary College
- 12/4 Moorehead State
- 12/10 at WISCONSIN
- 12/13 Northern Michigan
- 12/16 Valley City State
- 12/20 Eastern Montana
- 12/29 at Concordia
- Tournament
- 12/30 at Concordia
- Tournament
- 1/2 at St. Cloud State
- 1/3 at Mankato State
- 1/6 South Dakota State
- 1/8 South Dakota
- 1/10 Morningside
- 1/17 at North Dakota
- 1/23 at Northern Colorado
- 1/24 Nebraska-Omaha
- 1/30 St. Cloud State
- 1/31 Mankato State
- 2/6 at South Dakota
- 2/7 at Morningside College
- 2/10 Augustana
- 2/14 North Dakota
- 2/20 Northern Colorado
- 2/21 Nebraska-Omaha
- 2/26 at Augustana
- 2/28 at South Dakota State



Coach Erv Inniger



Dan Wiberschied

NORTHERN ILLINOIS

Dec. 11, 7:30 p.m. CST, Rockford, IL



LOCATION: DeKalb, IL 60115-2854
 ENROLLMENT: 24,311
 NICKNAME: Huskies
 COLORS: Cardinal and Black
 ARENA: Evans Field House (6076)
 Rockford MetroCentre (9000)
 CONFERENCE: Independent
 ATHLETIC DIRECTOR: Robert J. Brigham
 HEAD COACH: Jim Rosborough (Iowa 1966)
 NORTHERN ILLINOIS RECORD: 0-0 (first year)
 CAREER RECORD: 0-0 (first year)
 1985-86 RECORD: 8-19
 ASSISTANT COACHES: Robert Collins, Randy Ecker, Jon Mackey
 SID: Mike Korcek (815-753-1706)
 Home: (815-758-1238)
 LETTERMEN LOST/RETURNING: 1/9
 STARTERS LOST/RETURNING: 1/4
 SERIES RECORD: 7-1 Wisconsin
 BASKETBALL PRESS BOX PHONE: 815-753-1706


1985-86 STATISTICAL LEADERS

NAME	GP	POS	YR	HT	PPG	RPG	A
Kenny Battle	27	F	—	6-6	19.6	6.5	59
*RODNEY DAVIS	26	G	Jr	6-2	8.4	3.4	80
*JERRY WILLIAMS	27	G	Sr	6-2	7.5	3.2	113
*JIM EDMONSON	25	F	Jr	6-6	7.6	4.3	35
ERIC HARRINGTON	27	F	Sr	6-6	7.0	2.9	12
DARON WHITE	26	G	Jr	6-3	6.8	2.1	65
*MIKE GRABNER	25	C	Jr	6-9	7.0	3.9	18
JOHN CULBERTSON	25	C	Jr	6-8	5.6	3.4	14
RANDY NORMAN	24	G	Jr	6-2	4.6	0.7	25
SCOTT SULLIVAN	11	C	So	6-10	1.4	0.7	1


Note: Returnees in all caps; returning starters marked with an *

TOP NEWCOMERS

NAME	POS	YR	HT	HOMETOWN (School)
TOM SELLERS	F	So/Fr	6-8	Downers Grove, IL (South)
TIM SULLIVAN	G	So/Fr	6-4	Morrison, IL
ANDREW WELLS	F	Fr	6-6	Chicago, IL (Von Steuben)
BRETT ANDRICKS	G	Fr	6-2	Mt. Zion, IL



Coach Jim Rosborough



Jerry Williams

1986-87 SCHEDULE

11/29	at DePaul
12/1	at Northwestern
12/3	Cincinnati
12/5	at Wichita Shootout, Wichita, KS
12/6	(Wichita State, Fordham, SE Louisiana)
12/11	WISCONSIN
12/13	at Bradley
12/15	Rollins
12/20	Southern Illinois
12/23	Kansas State
12/27	at Cowboy Shootout, Casper, WY
12/28	(Wyoming, Lamar, W. Michigan)
12/30	Ball State
1/3	Valparaiso
1/7	Western Michigan
1/10	Northern Iowa
1/14	Western Illinois
1/21	Toledo
1/24	Butler
1/28	Northern Iowa
1/31	Florida International
2/4	at Western Michigan
2/10	Drake
2/12	UW-Green Bay
2/18	at Toledo
2/23	at Florida International
2/25	at New Orleans
2/28	at Ball State

EASTERN ILLINOIS

Dec. 22, 7:35 p.m. CST, UW Fieldhouse



LOCATION: Charleston, IL 61920
 ENROLLMENT: 9800
 NICKNAME: Panthers
 COLORS: Royal Blue and Gray
 ARENA: Lantz Gymnasium (6500)
 CONFERENCE: Mid Continent
 ATHLETIC DIRECTOR: R. C. Johnson
 HEAD COACH: Rick Samuels (Chadron State 1971)
 EASTERN ILLINOIS RECORD: 97-78 (6 years)
 CAREER RECORD: 97-78 (6 years)
 1985-86 RECORD: 19-13, 8-6 (3rd)
 ASSISTANT COACHES: Steve Yount, Mike Church
 SID: Dave Kidwell (217-581-2920)
 Home: (217-345-4166)
 LETTERMEN LOST/RETURNING: 4/5
 STARTERS LOST/RETURNING: 3/2
 SERIES RECORD: 1-0 WISCONSIN
 BASKETBALL PRESS BOX PHONE: 217-581-6042


1985-86 STATISTICAL LEADERS

NAME	GP	POS	YR	HT	PPG	RPG	A
Jon Collins	32	F	—	6-4	19.7	4.7	73
Kevin Duckworth	32	C	—	7-0	19.5	9.1	21
Doug Crook	32	G	—	6-2	13.3	3.3	98
JAY TAYLOR	29	G	So	6-2	8.1	2.8	105
*NORM EVANS	32	G	Jr	6-0	4.9	2.8	110
*DAVE VANCE	25	F	So	6-5	3.9	3.7	44


Note: Returnees in all caps; returning starters marked with an *

TOP NEWCOMERS

NAME	POS	YR	HT	HOMETOWN (School)
DAVE STEIN	F	Jr	6-7	Crete-Monee, IL (Parkland JC)
TONY HEMPHILL	G	Jr	6-4	Indianapolis, IN (Stetson University)



Coach Rick Samuels



Jay Taylor

1986-87 SCHEDULE

12/1	Illinois Tech
12/4	Northwest Missouri
12/8	at Illinois
12/11	Millikin
12/22	at WISCONSIN
12/29	at Wolf Pack Classic (with Nevada-Reno, Gonzaga)
12/30	Northeast Louisiana, (Sonzaga)
1/3	at SIU-Carbondale
1/7	Indiana State
1/10	Augustana College
1/14	Chicago State
1/17	Illinois-Chicago
1/19	Cleveland State
1/24	at UW-Green Bay
1/26	at Southwest Missouri
1/31	Northern Iowa
2/2	at Valparaiso
2/5	at St. Louis University
2/7	Western Illinois
2/9	at Illinois-Chicago
2/14	Cleveland State
2/16	UW-Green Bay
2/21	Southwest Missouri
2/23	at Northern Iowa
2/25	Colorado State
2/28	Valparaiso
3/2	at Western Illinois
3/5	at AMCU 8 Post Season
3/6	Tournament, hosted by SW Missouri
3/7	

KENTUCKY STATE

Dec. 23, 7:35 p.m. CST, UW Fieldhouse



LOCATION: Frankfort, KY 40601
 ENROLLMENT: 2500
 NICKNAME: Thorobreds
 COLORS: Green and Gold
 ARENA: Dudgeon Civic Center (7200)
 CONFERENCE: Independent
 ATHLETIC DIRECTOR: William Head
 HEAD COACH: Paul Peck (Union College of Kentucky 1977)
 KENTUCKY STATE RECORD: 0-0 (first year)
 CAREER RECORD: 114-69 (6 years in Junior College)
 1985-86 RECORD: 5-23
 ASSISTANT COACHES: Butch Pierre
 SID: Jackie Kimball (502-227-6565)
 LETTERMEN LOST/RETURNING: 1/13
 STARTERS LOST/RETURNING: 0/5
 SERIES RECORD: 2-0 Wisconsin


1985-86 STATISTICAL LEADERS

NAME	POS	YR	HT	PPG	RPG
*GREG CHEATHAM	G	Sr	6-1	18.5	3.2
*WALTER WRIGHT	C	Jr	6-9	10.5	5.6
GHEREL BARNES	G	Jr	6-0	9.8	3.2
*MICHAEL SHOULDERS	F	So	6-3	9.5	5.8
*KEVIN SCOTT	F	Sr	6-5	9.2	5.1
*MICHAEL BEAL	G	So	6-0	4.2	2.1


Note: Returnees in all caps; returning starters marked with an *

TOP NEWCOMERS

NAME	POS	YR	HT	HOMETOWN (School)
TONY BURT	C	Jr	6-7	Indianapolis, IN; Kaskaskie JC
DAVID SPEARS	F	So	6-4	Ypsilanti, MI; U. of Toledo



Coach Paul Peck



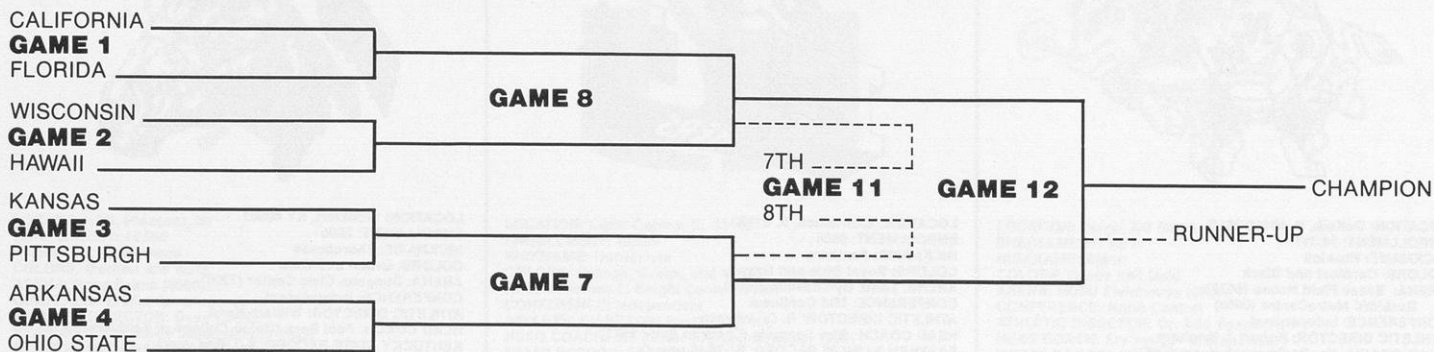
Greg Cheatham

1986-87 SCHEDULE

11/21	KSU Centennial Tournament (with Brescia, Lindsey Wilson, Alabama A&M)
11/25	at Bellarmine
12/1	at Centre
12/2	at Western Kentucky
12/4	Kentucky Wesleyan
12/6	at Southern Indiana
12/13	at Lewis
12/15	at Indianapolis
12/18	Bellarmine
12/23	at WISCONSIN
1/3	at Murray State
1/6	at Transylvania
1/10	at Central State
1/12	Southern Indiana
1/15	at Georgetown College
1/17	at Northern Kentucky
1/28	Indianapolis
1/30	Taylor
1/31	Wright State
2/2	at Tennessee State
2/4	Northern Kentucky
2/11	at Wright State
2/14	Central State
2/19	at Kentucky Wesleyan
2/21	St. Joseph College
2/23	at Alabama A&M
2/28	SIU-Edwardsville

RAINBOW CLASSIC TOURNAMENT

CHAMPIONSHIP BRACKET



UNIVERSITY OF ARKANSAS



LOCATION: Fayetteville, AR 72701
 ENROLLMENT: 14,000
 NICKNAME: Razorbacks
 COLORS: Cardinal and White
 ARENA: Barnhill Arena (9000)
 CONFERENCE: Southwest
 ATHLETIC DIRECTOR: Frank Broyles
 HEAD COACH: Nolan Richardson (Texas El-Paso 1963)
 ARKANSAS RECORD: 12-16 (1 year)
 CAREER RECORD: 131-53 (6 years)
 1985-86 RECORD: 12-16, 4-12 (7th)
 ASSISTANT COACHES: Andy Stoglin, Scott Edgar, Al Grushkin
 SID: Rick Schaeffer (501-575-2751)
 Home: (501-521-7393)
 LETTERMEN LOST/RETURNING: 4/9
 STARTERS LOST/RETURNING: 1/4
 SERIES RECORD: First meeting
 BASKETBALL PRESS BOX PHONE: 501-575-6622

1985-86 STATISTICAL LEADERS

NAME	GP	POS	YR	HT	PPG	RPG	A
*MIKE RATLIFF	28	F	Sr	6-4	13.1	4.4	39
*WILLIAM MILLS	24	F	Sr	6-7	13.8	5.7	50
Byron Irvin	27	G	—	6-2	9.7	2.8	41
*ANDREW LANG	26	C	Jr	6-11	8.2	6.5	13
*ALLIE FREEMAN	28	G	Jr	6-2	5.5	1.4	50
ERIC POERSCHKE	28	F	Sr	6-6	4.3	2.0	36
KENNY HUTCHINSON	22	G	Jr	6-3	3.7	1.6	24

Note: Returnees in all caps; returning starters marked with an *

TOP NEWCOMERS

NAME	POS	YR	HT	HOMETOWN (School)
SHAWN BAKER	C-F	Jr	6-10	Tulsa, OK (East Central)
RON HUERY	G	Fr	6-6	Memphis, TN (Whitehaven)
LARRY MARKS	F	Fr	6-7	Columbia, TN
PHILLIP McKELLER	G	Fr	6-6	North Little Rock (Northeast)
TIM SCOTT	G	Fr	6-3	Little Rock (Hall)

UNIVERSITY OF CALIFORNIA



LOCATION: Berkeley, CA 94720
 ENROLLMENT: 29,500
 NICKNAME: Golden Bears
 COLORS: Blue and Gold
 ARENA: Harmon Arena (6600)
 CONFERENCE: Pacific-10
 ATHLETIC DIRECTOR: Dave Maggard
 HEAD COACH: Lou Campanelli (Montclair State 1960)
 RECORD AT CALIFORNIA: 19-10 (1 year)
 CAREER RECORD: 257-128 (14 years)
 1985-86 RECORD: 19-10, 11-7 (3rd)
 ASSISTANT COACHES: Ernie Nestor, Sherman Dillard, Derek Allister
 SID: Kevin Reneau (415-642-5363)
 Home: (415-232-0597)
 LETTERMEN LOST/RETURNING: 1/11
 STARTERS LOST/RETURNING: 0/5
 SERIES RECORD: 5-1 California
 BASKETBALL PRESS BOX PHONE: 415-642-3098

1985-86 STATISTICAL LEADERS

NAME	GP	POS	YR	HT	PPG	RPG	A
*KEVIN JOHNSON	29	G	Sr	6-1	15.6	3.6	175
*LEONARD TAYLOR	29	F	Jr	6-8	11.9	7.6	22
*DAVE BUTLER	29	F	Sr	6-9	11.8	7.9	33
*CHRIS WASHINGTON	29	G	Sr	6-1	10.2	1.9	85
*JEFF HULING	29	F	Sr	6-5	5.0	2.9	80
Michael Taylor	28	G	—	6-4	3.8	0.5	15
JON WHEELER	18	F	Sr	6-7	3.6	2.1	10
RICHARD CHANG	28	F	Sr	6-6	3.5	1.8	11
JIM BEATIE	20	F	Sr	6-9	2.2	2.0	6
EDDIE JAVIUS	27	F	Sr	6-6	2.1	1.4	17

Note: Returnees in all caps; returning starters marked with an *

TOP NEWCOMERS

NAME	POS	YR	HT	HOMETOWN (School)
BRYANT WALTON	G	Fr	6-5	Santa Ana, CA (Saddleback)
KEITH SMITH	G	Fr	6-4	Portland, OR (Wilson)
HARTMUT ORTMANN	F-C	Jr/So	6-8	Bremerhaven, W. Germany (Wake Forest)
BART KOENITZER	C	So/Fr	6-10	Corvallis, OR

UNIVERSITY OF FLORIDA



LOCATION: Gainesville, FL 32604
 ENROLLMENT: 37,500
 NICKNAME: Gators
 COLORS: Orange and Blue
 ARENA: O'Connell Center (12,000)
 CONFERENCE: Southeastern
 ATHLETIC DIRECTOR: Bill Carr
 HEAD COACH: Norm Sloan (North Carolina State 1951)
 FLORIDA RECORD: 68-58 (12 years; '60-66, '80-86)
 CAREER RECORD: 560-359 (33 years)
 1985-86 RECORD: 19-14, 10-8 (4th)
 ASSISTANT COACHES: Monte Towe (associate head coach), Kenny McCraney, Phil Weber
 SID: Mike McCall (904-392-0641)
 Home: (904-332-3144)
 LETTERMEN LOST/RETURNING: 2/11
 STARTERS LOST/RETURNING: 0/5
 SERIES RECORD: Even at 1-1
 BASKETBALL PRESS BOX PHONE: 904-392-5530/or -2434

1985-86 STATISTICAL LEADERS

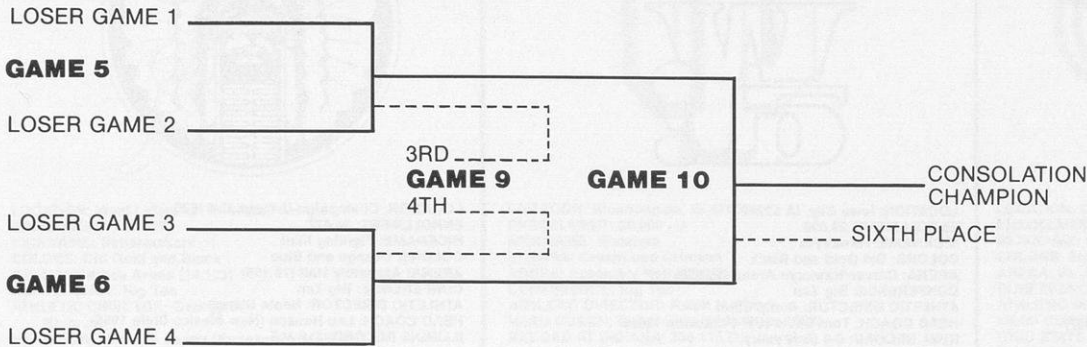
NAME	GP	POS	YR	HT	PPG	RPG	A
*VERNON MAXWELL	33	G	Jr	6-4	19.6	4.5	81
*ANDREW MOTEN	33	G	Sr	6-0	16.9	3.9	85
*JOE LAWRENCE	33	F	Sr	6-6	10.4	3.4	62
Neil Brodus	7	F	—	6-6	6.7	2.9	1
*KENNY McCLARY	33	F	Jr	6-7	5.6	5.6	28
*RONNIE MONTGOMERY	33	G	Jr	6-0	5.0	2.3	57
CHRIS CASPERS	20	F	So	6-6	3.7	3.6	2
PAT LAWRENCE	32	F	Jr	6-7	3.5	2.7	12
Jon Currington	28	C	—	6-8	3.0	2.6	6
CLIFFORD LETT	30	G	So	6-3	2.0	0.8	16

Note: Returnees in all caps; returning starters marked with an *

TOP NEWCOMERS

NAME	POS	YR	HT	HOMETOWN (School)
DWAYNE DAVIS	F	Fr	6-7	St. Petersburg, FL (Dixie Hollins)
DWAYNE SCHINTZIUS	C	Fr	7-1	Brandon, FL

CONSOLATION BRACKET



GAME TIMES

1. Dec. 27, 6:05 pm
2. Dec. 27, 8:15 pm
3. Dec. 28, 6:05 pm
4. Dec. 28, 8:15 pm
5. Dec. 29, 12:05 pm
6. Dec. 29, 2:15 pm
7. Dec. 29, 6:05 pm
8. Dec. 29, 8:15 pm
9. Dec. 30, 12:05 pm
10. Dec. 30, 2:15 pm
11. Dec. 30, 6:05 pm
12. Dec. 30, 8:15 pm

All times local

UNIVERSITY OF HAWAII



© 1980 UH

LOCATION: Honolulu, HI 96822
 ENROLLMENT: 21,000
 NICKNAME: Rainbows
 COLORS: Green and White
 ARENA: Neal S. Blaisdell Arena (7859)
 CONFERENCE: Western Athletic
 ATHLETIC DIRECTOR: Stan Sheriff
 HEAD COACH: Frank Arnold (Idaho State 1956)
 RECORD AT HAWAII: 4-24 (1 year)
 CAREER RECORD: 141-118 (9 years)
 1985-86 RECORD: 4-24, 1-15 (9th)
 ASSISTANT COACHES: Rich Glas, Bob Nash
 SID: Ed Inouye (808-948-7523)
 LETTERMEN LOST/RETURNING: 5/4
 STARTERS LOST/RETURNING: 3/2
 SERIES RECORD: First Meeting
 BASKETBALL PRESS BOX PHONE: 808-533-7698

1985-86 STATISTICAL LEADERS

NAME	GP	POS	YR	HT	PPG	RPG	A
Kenny Walker	28	G	6-2	10.8	2.8	65	
Keith Turner	28	G	6-1	9.7	2.6	74	
Anthony Jones	28	F	6-4	9.6	7.2	36	
*JERALD WRIGHSIL	27	G	Jr 6-4	8.3	3.0	106	
*RICK DOMONKOS	26	C	Sr 6-8	6.3	5.8	25	
RICHARD JARDINE	23	F	So 6-7	4.3	2.5	15	
BILLY KOCH	20	F	Sr 6-6	4.4	0.7	5	
Jim Gaule	27	G	6-4	2.4	1.2	46	
JOHN GABRIEL	28	C	So 6-9	1.6	1.5	7	

Note: Returnees in all caps; returning starters marked with an *

TOP NEWCOMERS

NAME	POS	YR	HT	HOMETOWN (School)
CHRIS GAINES	G	Fr	6-5	Waterloo, IA (West)
PETER MARTIN	C	Fr	6-11	Fresno, CA (Clovis West)
MORITZ KLEINE-BROCKHOFF	G	Fr	6-5	Bremerton, WA (Olympia)
BILL HOLCUMB	C	Jr	6-10	Virginia Beach, VA (Kellam)
JEFF ANDRUS	F	Jr	6-7	Louisberg (NC) JC (Timpview, HI; Utah Technical College)

UNIVERSITY OF KANSAS



LOCATION: Lawrence, KS 66045
 ENROLLMENT: 26,200
 NICKNAME: Jayhawks
 COLORS: Green and Blue
 ARENA: Allen Field House (15,122)
 CONFERENCE: Big Eight
 ATHLETIC DIRECTOR: Monte Johnson
 HEAD COACH: Larry Brown (North Carolina 1963)
 RECORD AT KANSAS: 83-22 (3 years)
 CAREER RECORD: 125-39 (5 years)
 1985-86 RECORD: 35-4, 13-1 (1st)
 ASSISTANT COACHES: Mark Friedinger, Alvin Gentry, Ed Manning
 SID: Doug Vance (913-864-3417)
 Home: (913-841-1247)
 LETTERMEN LOST/RETURNING: 3/8
 STARTERS LOST/RETURNING: 3/2
 SERIES RECORD: 3-1 Kansas
 BASKETBALL PRESS BOX PHONE: 913-864-3417

1985-86 STATISTICAL LEADERS


NAME	GP	POS	YR	HT	PPG	RPG	A
*DANNY MANNING	39	F	Jr 6-11	16.7	6.3	93	
Ron Kellogg	39	F	6-5	15.9	3.4	110	
Calvin Thompson	39	G	6-6	13.4	4.5	117	
Greg Dreiling	39	C	7-1	11.6	6.7	57	
*CEDRIC HUNTER	39	G	Sr 6-0	9.1	3.6	278	
ARCHIE MARSHALL	39	F	Sr 6-6	7.0	3.8	39	
MARK TURGEON	39	G	Sr 5-10	2.4	0.7	91	
CHRIS PIPER	39	F	Jr 6-8	2.0	2.3	10	
JERRY JOHNSON	19	F	So 6-7	1.7	1.3	7	
SCOOTER BARRY	17	G	So 6-2	1.4	0.4	3	

Note: Returnees in all caps; returning starters marked with an *

TOP NEWCOMERS

NAME	POS	YR	HT	HOMETOWN (School)
SEAN ALVARADO	C	Jr	6-10	Hutchinson, KS (Huchinson JC)
MARK RANDALL	F	Fr	6-9	Englewood, CO (Cherry Creek)
KEVIN PRITCHARD	G	Fr	6-3	Edison, OK
KEITH HARRIS	F	Fr	6-6	Santa Monica, CA
JEFF GUELDER	G-F	Fr	6-6	Charleston, IL

UNIVERSITY OF PITTSBURGH



LOCATION: Pittsburgh, PA 15213
 ENROLLMENT: 12,297
 NICKNAME: Panthers
 COLORS: Blue and Gold
 ARENA: Fitzgerald Field House (6798)
 CONFERENCE: Big East
 ATHLETIC DIRECTOR: Dr. Edward E. Bozik
 HEAD COACH: Paul Evans (Ithaca College 1967)
 PITTSBURGH RECORD: 0-0 (first year)
 CAREER RECORD: 242-110 (13 years)
 1985-86 RECORD: 15-14, 6-11 (6th)
 ASSISTANT COACHES: John Callpari, Mark Coleman, Norm Law
 SID: Jim O'Brien (412-648-8240)
 Home: (412-221-3580)
 LETTERMEN LOST/RETURNING: 2/6
 STARTERS LOST/RETURNING: 2/3
 SERIES RECORD: 10-4 Wisconsin
 BASKETBALL PRESS BOX PHONE: 412-624-5836

1985-86 STATISTICAL LEADERS


NAME	GP	POS	YR	HT	PPG	RPG	A
*DEMETREUS GORE	29	F-G	Jr 6-6	16.1	3.8	78	
*CHARLES SMITH	29	C-F	Jr 6-10	15.9	8.1	46	
*CURTIS AIKEN	29	G	Sr 6-0	13.1	2.0	102	
JEROME LANE	29	F	So 6-6	9.1	5.1	46	
Darryl Shepard	29	F-G	6-6	8.5	3.0	19	
Keth Armstrong	29	C	6-9	5.3	3.8	25	
Joey David	29	G	6-5	4.6	2.1	105	
TICO COOPER	25	C	Sr 6-8	2.1	2.8	4	
MIKE GOODSON	15	G	So 6-3	1.1	0.5	10	
Matt Miklasevich	20	F	6-7	0.9	0.8	12	

TOP NEWCOMERS

NAME	POS	YR	HT	HOMETOWN (School)
HERB BARTHOLOMEW	C	Fr	6-11	Parma, OH (Normandy)
ROD BROOKIN	F	Fr	6-5	Steelton, PA (Steelton-Highspire)
CHRIS GATLING	F	Fr	6-8	Elizabeth, NJ
STEVE MASLEK	F-C	Fr	6-9	Freedom, PA
JOHN McNEIL	G	Fr	6-3	Wilson, NC (Pike)
JIMMY ROGERS	G	Jr	6-1	Statesboro, GA (Brunswick JC)

UNIVERSITY OF MINNESOTA

Jan. 3, 1:00 p.m. CST, Minneapolis, MN
Mar. 5, 7:35 p.m. CST, UW Fieldhouse



LOCATION: Minneapolis, MN 55455
ENROLLMENT: 47,000
NICKNAME: Golden Gophers
COLORS: Maroon and Gold
ARENA: Williams Arena (17,250)
CONFERENCE: Big Ten
ATHLETIC DIRECTOR: Paul Giel
HEAD COACH: Clem Haskins (Western Kentucky 1967)
MINNESOTA RECORD: 0-0 (first year)
CAREER RECORD: 101-73 (6 years)
1985-86 RECORD: 15-16, 5-13 (8th)
ASSISTANT COACHES: Ray Jones, Milton Barnes, Jay Williams (part-time)
SID: Bob Peterson (612-625-4090)
Home: (612-644-2658)
LETTERMEN LOST/RETURNING: 7/5
STARTERS LOST/RETURNING: 2/3
SERIES RECORD: 80-64 Minnesota
BASKETBALL PRESS BOX PHONE: 612-626-1308


1985-86 STATISTICAL LEADERS

NAME	GP	POS	YR	HT	PPG	RPG	A
Marc Wilson	30	G	—	6-1	16.2	5.3	97
John Shasky	30	C	—	7-0	15.0	7.0	22
*KELVIN SMITH	24	F	So	6-7	7.6	4.3	26
*RAY GAFFNEY	22	G	So	6-2	6.4	1.7	9
*TIM HANSON	23	G-F	Jr	6-6	4.4	2.3	25


Note: Returnees in all caps; returning starters marked with an *

TOP NEWCOMERS

NAME	POS	YR	HT	HOMETOWN (School)
WILLIE BURTON	F	Fr	6-7	Detroit, MI (DePorres)
RICHARD COFFEY	F	Fr	6-6	Aurora, NC
CONNELL LEWIS	G	Fr	6-1	Detroit, MI (Cass Tech)
MELVIN NEWBORN	G-F	Fr	6-4	Toledo, OH (Scott)
JIM SHIKENJANSKI	F	Fr	6-9	Rockton, IL (Hononegah)
TERENCE WILLIAMS	G	Fr	6-1	Ecorse, MI
KIM ZURCHER	G	Jr	6-2	Syracuse, IN (Wawasee); Kilgore, TX JC



Coach Clem Haskins



Kevin Smith

1986-87 SCHEDULE

11/29 North Dakota State
12/1 at Houston
12/4 Eastern Michigan
12/13 Chapman College
12/15 at Oklahoma State
12/18 Austin Peay
12/20 at Detroit
12/22 Wichita State
12/27 Tennessee Tech
12/30 Murray State
1/3 WISCONSIN
1/5 Northwestern
1/10 Iowa
1/14 at Purdue
1/17 at Illinois
1/21 Ohio State
1/24 Indiana
1/29 at Michigan
1/31 at Michigan State
2/4 at Iowa
2/12 Illinois
2/14 Purdue
2/19 at Indiana
2/21 at Ohio State
2/25 Michigan State
2/28 Michigan
3/5 at WISCONSIN
3/7 at Northwestern

UNIVERSITY OF IOWA

Jan. 5, 8:00 p.m. CST, Iowa City, IA
Mar. 8, 1:05 p.m. CST, UW Fieldhouse



LOCATION: Iowa City, IA 52242
ENROLLMENT: 29,000
NICKNAME: Hawkeyes
COLORS: Old Gold and Black
ARENA: Carver-Hawkeye Arena (15,450)
CONFERENCE: Big Ten
ATHLETIC DIRECTOR: Bump Elliot
HEAD COACH: Tom Davis (UW-Platteville 1960)
IOWA RECORD: 0-0 (first year)
CAREER RECORD: 274-150 (15 years)
1985-86 RECORD: 20-12, 10-8 (6th)
ASSISTANT COACHES: Bruce Pearl, Gary Close, Rudy Washington
SID: George Wine (319-353-3038)
Home: (319-644-2781)
LETTERMEN LOST/RETURNING: 1/13
STARTERS LOST/RETURNING: 1/4
SERIES RECORD: 58-50 Iowa
BASKETBALL PRESS BOX PHONE: 319-353-3038

1985-86 STATISTICAL LEADERS

NAME	GP	POS	YR	HT	PPG	RPG	A
*ROY MARBLE	32	F	So	6-5	12.5	5.0	48
*GERRY WRIGHT	31	F	Sr	6-9	10.7	6.6	64
Andre Banks	32	G	—	6-4	10.3	2.9	119
*AL LORENZEN	32	C	Jr	6-9	10.0	4.7	46
*BILL JONES	32	G	Jr	6-7	9.6	2.8	92
JEFF MOE	32	G	Jr	6-3	6.0	0.3	60
ED HORTON	30	C	So	6-8	3.7	4.0	13
BRAD LOHAUS	32	C	Sr	7-0	3.6	3.2	13
KEVIN GAMBLE	30	G-F	Sr	6-7	2.6	1.7	25
B.J. ARMSTRONG	29	G	So	6-1	2.9	0.6	41


Note: Returnees in all caps; returning starters marked with an *

TOP NEWCOMERS


NAME	POS	YR	HT	HOMETOWN (School)
ANTHONY PENDLETON	G	Fr	6-4	Flint, MI (Northwestern)
MARK JEWELL	C	Fr	6-9	Lafayette, IN (Jeff)

1986-87 SCHEDULE

11/28 at Great Alaska
11/29 Shootout (with Alaska-Anchorage, Texas, NC State, Louisville, Northeastern, Utah State, Washington)
12/3 Missouri-St. Louis
12/5 Amana-Hawkeye Classic (with Delaware, Washington State, Loyola-Marymount)
12/9 Brigham Young
12/13 at Drake
12/20 Iowa State
12/22 Rider
12/28 Ant eater Classic @ Long Beach, CA (with UC Irvine, E. Washington, Portland)
12/29
1/3 Northwestern
1/5 WISCONSIN
1/10 at Minnesota
1/14 at Illinois
1/19 at Purdue
1/22 Indiana
1/24 Ohio State
1/29 at Michigan State
1/31 at Michigan
2/4 Minnesota
2/7 at Arizona
2/12 Purdue
2/14 Illinois
2/18 at Ohio State
2/21 at Indiana
2/26 Michigan State
2/28 Michigan
3/5 at Northwestern
3/8 at WISCONSIN



Coach Tom Davis



Roy Marble

UNIVERSITY OF ILLINOIS

Jan. 8, 7:05 p.m. CST, UW Fieldhouse
Feb. 7, 7:00 p.m. CST, Champaign, IL



LOCATION: Champaign-Urbana, IL 61820
ENROLLMENT: 34,427
NICKNAME: Fighting Illini
COLORS: Orange and Blue
ARENA: Assembly Hall (16,153)
CONFERENCE: Big Ten
ATHLETIC DIRECTOR: Neale Stoner
HEAD COACH: Lou Henson (New Mexico State 1955)
ILLINOIS RECORD: 218-119
(11 years)
CAREER RECORD: 458-226 (24 years)
1985-86 RECORD: 22-10, 11-7 (4th tie)
ASSISTANT COACHES: Dick Nagy, Jimmy Collins, and Bob Hull
SID: Tab Bennett (217-333-1390)
Home: (217-359-4784)
LETTERMEN LOST/RETURNING: 6/6
STARTERS LOST/RETURNING: 4/4
SERIES RECORD: 83-53 Illinois
BASKETBALL PRESS BOX PHONE: 217-333-1227

1985-86 STATISTICAL LEADERS

NAME	GP	POS	YR	HT	PPG	RPG	A
*KEN NORMAN	32	C	Sr	6-8	16.4	7.1	32
Anthony Welch	32	F	—	6-9	10.4	4.6	49
*TONY WYSINGER	28	G	Sr	5-10	9.6	1.5	106
Efrem Winters	32	F	—	6-9	9.3	5.7	40
Bruce Douglas	32	G	—	6-3	8.8	2.8	199
*GLYNN BLACKWELL	32	G	Jr	6-4	6.4	2.0	53
Scott Meents	32	C	—	6-10	5.6	2.8	46
LOWELL HAMILTON	24	F	So	6-7	3.7	1.7	4
CURTIS TAYLOR	18	G	So	6-1	3.0	1.1	14
*DOUG ALTENBERGER	35	G	Sr	6-4	11.3	3.6	67


Note: Returnees in all caps; returning starters marked with an *

TOP NEWCOMERS

NAME	POS	YR	HT	HOMETOWN (School)
NICK ANDERSON	F	Fr	6-5	Chicago, IL (Simeon)
LARRY SMITH	G	Fr	6-2	Alton, IL



Coach Lou Henson



Ken Norman

1986-87 SCHEDULE

11/29 at BYU-Hawaii Classic (with New Mexico State, Duke, BYU-Hawaii)
12/4 Chicago State
12/6 at Pittsburgh
12/8 Eastern Illinois
12/12 Illini Classic (with Illinois-Chicago)
12/13 Baylor, Princeton
12/20 at North Carolina
12/23 Missouri @ St. Louis Arena
12/27 Loyola @ Rosemont Horizon
1/3 Michigan
1/5 Michigan State
1/8 at WISCONSIN
1/10 at Northwestern
1/14 Iowa
1/17 Minnesota
1/22 at Purdue
1/24 Arizona
1/28 at Indiana
1/31 Colorado
2/2 at Ohio State
2/5 Northwestern
2/7 WISCONSIN
2/12 at Minnesota
2/14 at Iowa
2/23 Purdue
2/25 Ohio State
3/1 Indiana
3/4 at Michigan
3/7 at Michigan State

PURDUE UNIVERSITY

Jan. 10, 3:05 p.m. CST, UW Fieldhouse
Feb. 5, 8:00 p.m. EST, West Lafayette, IN



LOCATION: West Lafayette, IN 47907
ENROLLMENT: 31,987
NICKNAME: Bollermakers
COLORS: Old Gold and Black
ARENA: Mackey Arena (14,123)
CONFERENCE: Big Ten
ATHLETIC DIRECTOR: George S. King, Jr.
HEAD COACH: Gene Keady (Kansas State 1958)
PURDUE RECORD: 124-60 (6 years)
CAREER RECORD: 162-79 (8 years)
1984-85 RECORD: 22-10, 11-7 (4th tie)
ASSISTANT COACHES: Bruce Weber, Kevin Stallings, Dave Wood (part-time)
SID: Jim Vrugink (317-494-3200)
Home: (317-463-6570)
LETTERMEN LOST/RETURNING: 2/9
STARTERS LOST/RETURNING: 1/4
SERIES RECORD: 76-48 Purdue
BASKETBALL PRESS BOX PHONE: 317-494-6364


1985-86 STATISTICAL LEADERS

NAME	GP	POS	YR	HT	PPG	RPG	A
*TROY LEWIS	32	G	Jr	6-4	18.4	3.9	80
*TODD MITCHELL	32	F	Jr	6-7	16.1	7.2	61
*MELVIN McCANTS	32	C	So	6-9	10.0	4.6	23
*DOUG LEE	32	F	Sr	6-5	9.3	5.3	109
Mack Gadis	32	G	—	6-1	7.9	2.3	178
EVERETTE STEPHENS	31	G	Jr	6-2	6.6	1.5	87
KIP JONES	32	F	So	6-7	3.8	2.3	21
Herb Robinson	32	F	—	6-5	3.4	2.3	35
JEFF ARNOLD	19	C	Jr	6-10	1.7	1.7	8
TIM FISHER	18	F	Sr	6-0	0.6	0.4	6


*Note: Returnees in all caps; returning starters marked with an *

TOP NEWCOMERS

NAME	POS	YR	HT	HOMETOWN (School)
JOHN BRUGOS	C-F	Fr	6-9	Crown Point, IN
TONY JONES	G	Fr	6-2	Fort Wayne, IN (Northrop)
STEVE SCHEFFLER	C	Fr	6-9	Grand Rapids, MI (Forest Hills Northern)



Coach Gene Keady



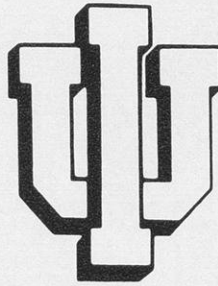
Todd Mitchell

1986-87 SCHEDULE

11/28	at Stetson
12/1	Illinois State
12/6	at Connecticut
12/8	Wichita State
12/10	Tampa
12/13	at Detroit
12/22	at Toledo
12/29	at Dallas Morning News Classic (with North Carolina, Southern Methodist, Towson State)
1/3	Michigan State
1/5	Michigan
1/8	at Northwestern
1/10	at WISCONSIN
1/14	Minnesota
1/18	Louisville
1/19	Iowa
1/22	Illinois
1/29	at Ohio State
1/31	at Indiana
2/5	WISCONSIN
2/8	Northwestern
2/12	at Iowa
2/14	at Minnesota
2/23	at Illinois
2/26	Indiana
2/28	Ohio State
3/4	at Michigan State
3/7	at Michigan

INDIANA UNIVERSITY

Jan. 15, 8:00 p.m. EST, Bloomington, IN
Feb. 16, 8:30 p.m. CST, UW Fieldhouse



LOCATION: Bloomington, IN 47405
ENROLLMENT: 32,000
NICKNAME: Hoosiers
COLORS: Cream and Crimson
ARENA: Assembly Hall (17,000)
CONFERENCE: Big Ten
ATHLETIC DIRECTOR: Ralph N. Floyd
HEAD COACH: Bob Knight (Ohio State 1962)
RECORD AT INDIANA: 336-115 (15 years)
CAREER RECORD: 438-165 (21 years)
1985-86 RECORD: 21-8, 13-5 (2nd)
ASSISTANT COACHES: Kohn Smith, Joby Wright, Royce Waltman, Ron Felling
SID: Kit Klingelhoff (812-335-2421)
Home: (812-332-4990)
LETTERMEN LOST/RETURNING: 4/11
STARTERS LOST/RETURNING: 2/3
SERIES RECORD: 67-46 Indiana
BASKETBALL PRESS BOX PHONE: 812-335-2754

1985-86 STATISTICAL LEADERS

NAME	GP	POS	YR	HT	PPG	RPG	A
*STEVE ALFORD	28	G	Sr	6-2	22.5	2.7	79
*DARYL THOMAS	26	F-C	Sr	6-7	14.5	4.8	14
*RICK CALLOWAY	29	G-F	So	6-6	13.9	4.9	49
Andre Harris	29	F	—	6-6	8.4	5.6	28
Winston Morgan	29	G-F	—	6-4	6.6	3.6	133
Stew Robinson	28	G	—	6-1	5.9	1.8	84
TODD JADLOW	22	F-C	Jr	6-9	2.6	1.5	6
TODD MEIER	25	F-C	Sr	6-8	1.7	1.8	9
STEVE EYL	17	F	Jr	6-6	1.5	2.1	9
Courtney Witte	24	F-C	—	6-8	1.6	1.6	1


*Note: Returnees in all caps; returning starters marked with an *

TOP NEWCOMERS


NAME	POS	YR	HT	HOMETOWN (School)
TONY FREEMAN	G	Fr	5-7	Westchester, IL (St. Joseph's)
DEAN GARRETT	C	Jr	6-10	San Clemente, CA
KEITH SMART	G	Jr	6-2	Baton Rouge, LA (McKinley)
DAVE MINOR	F	Fr	6-6	Cincinnati, OH (Marian Purcell)

1986-87 SCHEDULE

11/29	Montana State
12/2	at Notre Dame
12/6	Kentucky
12/9	at Vanderbilt
12/12	Indiana Classic (with East Carolina, Southern Illinois, UNC-Wilmington)
12/13	Morehead State
12/20	Louisville
12/23	Hoosier Classic (with Fresno State, Illinois State, Princeton)
12/27	at Ohio State
1/4	at Michigan State
1/8	at Michigan
1/12	WISCONSIN
1/15	Northwestern
1/17	at Iowa
1/22	at Minnesota
1/24	Illinois
1/28	Purdue
1/31	Michigan State
2/4	Michigan
2/7	at Northwestern
2/11	at WISCONSIN
2/16	Minnesota
2/19	Iowa
2/26	at Purdue
3/1	at Illinois
3/7	Ohio State



Coach Bob Knight



Steve Alford

OHIO STATE UNIVERSITY

Jan. 17, 8:00 p.m. EST, Columbus, OH
Feb. 12, 7:05 p.m. CST, UW Fieldhouse



LOCATION: Columbus, OH 43210
ENROLLMENT: 53,438
NICKNAME: Buckeyes
COLORS: Scarlet and Gray
ARENA: St. John Arena (13,591)
CONFERENCE: Big Ten
ATHLETIC DIRECTOR: Rick Bay
HEAD COACH: Gary Williams (Maryland 1968)
OHIO STATE RECORD: 0-0 (first year)
CAREER RECORD: 148-87 (8 years)
1985-86 RECORD: 19-14, 8-10 (7th)
ASSISTANT COACHES: Jim Clemons, Randy Ayers, Rick Barnes
SID: Marv Homan (614-422-6861)
Home: (614-885-5611)
LETTERMEN LOST/RETURNING: 4/10
STARTERS LOST/RETURNING: 1/4
SERIES RECORD: 59-45 Ohio State
BASKETBALL PRESS BOX PHONE: 614-421-1420 or 1423

1985-86 STATISTICAL LEADERS

NAME	GP	POS	YR	HT	PPG	RPG	A
*DENNIS HOPSON	33	F-G	Sr	6-5	20.9	5.8	71
Brad Sellers	33	F	—	7-0	19.8	12.6	53
CURTIS WILSON	33	G	Jr	6-1	7.5	1.8	106
*JERRY FRANCIS	33	F	So	6-5	6.1	3.3	42
JAY BURSON	32	G	So	6-0	5.9	1.9	54
*KIP LOMAX	32	G	Jr	6-1	5.1	1.9	95
Clarence McGee	33	F	—	6-7	4.2	2.7	7
*KEITH WESSON	32	C	Sr	6-9	4.1	2.1	7


*Note: Returnees in all caps; returning starters marked with an *

TOP NEWCOMERS

NAME	POS	YR	HT	HOMETOWN (School)
RANDY DOSS	G	Fr	6-4	Chicago, IL (St. Leo)

1985-86 SCHEDULE

11/29	South Florida
12/2	Western Michigan
12/4	Florida International
12/6	Ohio
12/13	Youngstown State
12/16	at Dayton
12/23	at New Mexico
12/28	Arkansas @ Rainbow Classic, Honolulu, HI (alsowith California, Florida, Hawaii, Kansas, Pittsburgh, WISCONSIN)
1/4	Indiana
1/8	at Michigan
1/10	at Michigan State
1/15	Northwestern
1/17	WISCONSIN
1/21	at Minnesota
1/24	at Iowa
1/29	Purdue
2/2	Illinois
2/5	Michigan
2/9	Michigan State
2/12	at WISCONSIN
2/14	at Northwestern
2/18	Iowa
2/21	Minnesota
2/25	at Illinois
2/28	at Purdue
3/7	at Indiana



Coach Gary Williams



Jerry Francis

MICHIGAN STATE

Jan. 22, 7:05 p.m. CST, UW Fieldhouse
Feb. 21, 8:00 p.m. EST, East Lansing, MI



LOCATION: East Lansing, MI 48824-1044
ENROLLMENT: 41,032
NICKNAME: Spartans
COLORS: Green and White
ARENA: Jenison Field House (10,004)
CONFERENCE: Big Ten
ATHLETIC DIRECTOR: Doug Weaver
HEAD COACH: Jud Heathcote (Washington State 1950)
MICHIGAN STATE RECORD: 173-116 (10 years)
CAREER RECORD: 253-169 (15 years)
1985-86 RECORD: 23-8, 12-6 (3rd)
ASSISTANT COACHES: Tom Izzo, Herb Williams
SID: Nick Vista (517-355-2271)
Home: (517-332-1602)
LETTERMEN LOST/RETURNING: 3/9
STARTERS LOST/RETURNING: 2/3
SERIES RECORD: 39-38 Michigan State
BASKETBALL PRESS BOX PHONE: 517-353-1626


1985-86 STATISTICAL LEADERS

NAME	GP	POS	YR	HT	PPG	RPG	A
Scott Skiles	31	G	—	6-1	27.4	4.4	203
*DARRYL JOHNSON	29	G	Sr	6-2	16.6	3.3	116
*VERNON CARR	31	G-F	Sr	6-6	13.8	5.4	95
Larry Polec	31	F	—	6-8	10.7	5.7	50
CARLTON VALENTINE	31	F	Jr	6-6	6.0	3.2	7
Ralph Walker	31	F	—	6-8	2.8	2.8	12
*BARRY FORDHAM	31	C	Sr	6-8	2.8	3.7	11
MARK BROWN	25	G	So	6-0	2.3	0.5	21


Note: Returnees in all caps; returning starters marked with an *

TOP NEWCOMERS

NAME	POS	YR	HT	HOMETOWN (School)
KIRK MANNS	G	Fr	6-1	North Judson, IN
KEN REDFIELD	F	Fr	6-7	Chicago, IL (Weber)
BOBBY WORTHINGTON	F	Jr	6-8	Zion, IL; Dodge City (KS) JC
ED WRIGHT	G-F	Jr	6-6	Lorain, OH; Alvin (TX) JC



Coach Jud Heathcote



Darryl Johnson

1985-86 SCHEDULE

11/28	Cutlass Classic (with Navy, Eastern Michigan, Utica)
11/29	Brooklyn
12/2	at Maine (Orono)
12/4	at George Washington
12/6	Iowa State
12/12	at Illinois-Chicago
12/16	at Texas Christian
12/20	Cable Car Classic @ Santa Clara, CA (with Santa Clara, BYU, Wake Forest)
12/29	at Purdue
12/30	at Illinois
1/3	Indiana
1/5	Ohio State
1/8	at Michigan
1/10	at WISCONSIN
1/17	at Northwestern
1/22	Iowa
1/24	Minnesota
1/29	at Ohio State
1/31	at Indiana
2/5	Michigan
2/7	Northwestern
2/14	WISCONSIN
2/19	at Minnesota
2/21	at Iowa
2/26	Purdue
2/28	Illinois
3/5	
3/7	

UNIVERSITY OF MICHIGAN

Jan. 24, 7:05 p.m. CST, UW Fieldhouse
Feb. 18, 8:00 p.m. EST, Ann Arbor, MI



LOCATION: Ann Arbor, MI 48109
ENROLLMENT: 34,432
NICKNAME: Wolverines
COLORS: Maize and Blue
ARENA: Crisler Arena (13,609)
CONFERENCE: Big Ten
ATHLETIC DIRECTOR: Don Canham
HEAD COACH: Bill Frieder (Michigan 1964)
MICHIGAN RECORD: 118-63 (6 years)
CAREER RECORD: 118-63 (6 years)
1985-86 RECORD: 28-5, 14-4 (1st)
ASSISTANT COACHES: Mike Boyd, Steve Fisher, Dave Hammer
SID: Bruce Madej (313-703-4423)
LETTERMEN LOST/RETURNING: 6/5
STARTERS LOST/RETURNING: 3/2
SERIES RECORD: 63-44 Michigan
BASKETBALL PRESS BOX PHONE: 313-763-7188


1985-86 STATISTICAL LEADERS

NAME	GP	POS	YR	HT	PPG	RPG	A
Roy Tarpley	33	C	—	6-10	15.9	8.8	45
*ANTOINE JOUBERT	33	G	Sr	6-5	12.4	2.8	155
*GARY GRANT	33	G	Jr	6-3	12.2	3.2	185
Richard Rellford	33	F	—	6-6	11.8	4.7	16
GLEN RICE	32	F	So	6-7	7.0	3.0	21
Robert Henderson	33	F	—	6-9	6.0	4.2	24
Butch Wade	33	F	—	6-7	6.0	5.7	22
GARDE THOMPSON	32	G	Sr	6-1	4.9	1.2	56
MARK HUGHES	14	F	So	6-8	2.2	1.3	2
STEVE STOYKO	18	F	Jr	6-9	0.8	0.8	2


Note: Returnees in all caps; returning starters marked with an *

TOP NEWCOMERS

NAME	POS	YR	HT	HOMETOWN (School)
MIKE GRIFFIN	F	So/Fr	6-6	Franklin Park, IL
J.P. OOSTERBAAN	C	So/Fr	6-10	Kalamazoo, MI (Christian)
LOY VAUGHT	F	So/Fr	6-9	Grand Rapids, MI (East Kentwood)
BOB TAIT	F	Jr	6-5	Danboro, PA (Central Buck East)
JACK KRAMER	G	Fr	6-3	Quincy, IL



Coach Bill Frieder



Gary Grant

1986-87 SCHEDULE

11/21	Bradley
12/1	Ball State
12/3	Central Michigan
12/6	Illinois Chicago
12/8	Western Michigan
12/9	Kent State
12/15	Bowling Green
12/20	Northern Michigan
12/29	at UAB Classic, Birmingham, AL
1/3	at Illinois
1/5	at Purdue
1/8	Ohio State
1/12	Indiana
1/15	Michigan State
1/18	Syracuse
1/21	at Northwestern
1/24	at WISCONSIN
1/29	Minnesota
1/31	Iowa
2/5	at Ohio State
2/8	at Indiana
2/15	at Michigan State
2/18	WISCONSIN
2/21	Northwestern
2/25	at Minnesota
2/28	at Iowa
3/4	Illinois
3/7	Purdue

NORTH-WESTERN

Jan. 31, 7:00 p.m. CST, Evanston, IL
Mar. 1, 3:05 p.m. CST, UW Fieldhouse



LOCATION: Evanston, IL 60201
ENROLLMENT: 7144 undergraduates
NICKNAME: Wildcats
COLORS: Purple and White
ARENA: Welsh-Ryan (8112)
CONFERENCE: Big Ten
ATHLETIC DIRECTOR: Doug Single
HEAD COACH: Bill Foster (Elizabethtown State 1954)
NORTHWESTERN RECORD: 0-0 (first year)
CAREER RECORD: 413-268 (26 years)
1985-86 RECORD: 8-20, 2-16 (10th)
ASSISTANT COACHES: Bill Donlon, Jim Brewer, QUILTMAN Sullins, Paul Swanson
SID: Sharon Miller (312-491-7503)
Home: (312-824-4193)
LETTERMEN LOST/RETURNING: 3/10
STARTERS LOST/RETURNING: 0/5
SERIES RECORD: 74-49 Wisconsin
BASKETBALL PRESS BOX PHONE: 312-491-8852


1985-86 STATISTICAL LEADERS

NAME	GP	POS	YR	HT	PPG	RPG	A
*SHON MORRIS	27	F-C	Jr	6-10	16.0	7.5	20
*ELLIOT FULLEN	27	G	Sr	6-2	8.7	2.4	35
*BRIAN SCHWABE	27	F-C	So	6-9	8.0	5.9	19
*TIM WYSS	22	G-F	Sr	6-5	7.9	2.8	32
JEFF GROSE	27	G	So	6-3	6.6	1.4	15
*SHAWN WATTS	25	G	Sr	6-1	5.7	1.5	68
TERRY BUFORD	25	G	So	6-4	2.8	1.0	19


Note: Returnees in all caps; returning starters marked with an *

TOP NEWCOMERS

NAME	POS	YR	HT	HOMETOWN (School)
DONALD POLITE	G-F	Fr	6-6	Weston, CT
BRYAN ROSS	C	Fr	6-10	Cincinnati, OH (Mt. Healthy)



Coach Bill Foster



Shon Morris

1986-87 SCHEDULE

11/28	Maryland-Baltimore
12/1	Northern Illinois
12/3	at Butler
12/6	Illinois Wesleyan
12/13	Rollins
12/16	Marquette
12/19	Florida Southern
12/22	at DePaul
12/27	at Wisconsin-Green Bay
12/30	at Duke
1/3	at Iowa
1/5	at Minnesota
1/8	Purdue
1/10	Illinois
1/15	at Ohio State
1/17	at Indiana
1/21	Michigan
1/26	Michigan State
1/31	WISCONSIN
2/5	at Illinois
2/7	at Purdue
2/11	Indiana
2/14	Ohio State
2/19	at Michigan State
2/21	at Michigan
3/1	at WISCONSIN
3/5	Iowa
3/7	Minnesota

THE UNIVERSITY OF WISCONSIN



Beautiful and green Bascom Hall

Wisconsin has ranked among the top ten universities in the United States in every scholarly reputational study since 1910. Combining the results of seven major ratings since 1925, Prof. David Webster of the University of Pennsylvania, writing for the June 1983 *Change* magazine, ranks the University of Wisconsin fourth in the nation - behind Harvard, California-Berkeley and Yale, and tied with the University of Chicago. Some 4,128 courses and 12,607 sections were offered in the fall of 1985. Majors were available in 151 bachelor's, 191 master's, and 123 doctor's degree programs.

The University of Wisconsin, one of the world's leading institutions of higher education, is dedicated to the support of academic freedom.

Established in 1848, the first class of 17 students assembled February 5, 1849. Today, the University of Wisconsin includes 13 schools and colleges, 133 academic departments, more than 45,000 students and 14,000 employees, nearly 4,000,000 volumes in 22 libraries, a \$750,000,000 budget, and research and development expenditures totalling \$185,000,000 (third largest in the U.S.).



Looking east over the University Hospital and campus to downtown Madison



Historic Science Hall


UW departments ranked among the top ten in the nation in the 1983 *Assessment of Research-Doctorate Programs in the United States* include Sociology (1st), German, Chemical Engineering and Geography (2nd), Statistics (4th), Plant Pathology, Molecular Biology and Biochemistry (5th), Spanish and Portuguese (6th), Zoology (7th), Political Science, Chemistry and Economics (8th), Mathematics (9th), and History (10th).

The UW's international activities extend the boundaries of the campus to all parts of the globe. The campus has about 3,600 foreign students from 125 countries, offers some 50 foreign languages for study, and has the largest overall number of international studies faculty and largest number of faculty of any university in East Asian, South and Southeast Asian, African and Latin American studies. Junior year abroad programs are offered for students going to Brazil, China, England, France, West Germany, Hungary, Israel, India, Italy, Spain, Sweden, Norway, Nepal, Thailand and Mexico and Quebec for summer study.




Agriculture Hall


TRENT JACKSON



WISCONSIN BASKETBALL



THE UW BAND



MIKE HEINEMAN



J.J. WEBER

THE 1986-87 UNIVERSITY OF WISCONSIN BASKETBALL TEAM



TOP L-R: Asst. Coach Ray McCallum, Trainer Jim Bosanny, Asst. Coach Chris Benetti, Rod Ripley, Rob Willey, Kurt Portmann, Darin Schubring, J.J. Weber, Grad. Asst. Rick Olson, Mgr. Jeff Hansen, Mgr. "Butch" McClintock

IN




BOTTOM L-R: Head Coach Steve Yoder, Danny Jones, Byron Robinson, Sean Fleming, Tom Molaski, Rodney Tapp, Shelton Smith, Jr., Trent Jackson, Pollis Robertson, Mike Heineman, Asst. Coach Brad McNulty


WISCONSIN BASKETBALL



TOM MOLASKI



SHELTON SMITH, JR.



ROD RIPLEY

The UW's Center for Health Sciences is one of the Midwest's leading centers for patient care, education of physicians and other health professionals, research and public service. It includes the Medical, Nursing, Pharmacy, and Allied Health Professions schools; UW Hospital and Clinics; State Laboratory of Hygiene; UW Health Service; and Wisconsin Clinical Cancer Center - one of 21 designated cancer centers in the country.

More than 400 campus organizations offer a wide variety of activities for Wisconsin students - including social, political, philosophic or religious, sports, honorary, ecological, philanthropic, drama and music groups plus fraternities and sororities. Film societies show 400 titles a year, and the intramural recreation program services some 35,000 students and staff at five indoor recreational facilities every month.

The University's intercollegiate athletic program includes men's competition in football, basketball, hockey, track and field soccer, swimming, tennis, crew, wrestling, baseball, cross country, golf, gymnastics and fencing.



Picturesque Observatory Hill



Camp Randall Stadium, the Wisconsin Fieldhouse and the Camp Randall Memorial Sports Center.

The Elvehjem Museum of Art houses the University's collection of more than 10,000 paintings, prints, drawings, sculpture, and decorative arts dating from 2300 B.C. to the present, and maintains an active schedule of temporary exhibits.

University Theater, School of Music, and the Dance Division offer a wide range of performances throughout the year. Facilities include the Ronald E. Mitchell and Gilbert Hemsley theaters in Vilas Communication Hall, Mills Concert Hall, Morphy Recital Hall, and the Eastman Organ Recital Hall. The Wisconsin Union Theater, with 1,300 seats, hosts visiting concert artists, orchestras, professional theater and dance companies, conferences, lectures and films.

The Wisconsin Union has been providing a variety of services and an extensive program of social, cultural, and recreational events for students. Memorial Union, on the shores of Lake Mendota, is a center of activity for some 18,000 people every day. Another 10,000 enter Union South, and more than 11,000 meals are served daily in the Wisconsin Union's 11 restaurants and delis.



Sailboats lined up at the shore of Memorial Union and Lake Mendota

As you can see, the University of Wisconsin offers something for everyone. From unsurpassed academics and educational environment, to a wide variety of activities and excellence in athletics, UW students receive an experience they will cherish and benefit from the rest of their lives.

Situated amidst five fresh-water lakes and rolling hills, the University of Wisconsin is one of the most enchanting campuses in America. It sits on the south shore of Lake Mendota, encompassing more than 300 buildings and 900 acres of land - most within two blocks of the lake. There is beautiful and green Bascom Hill. A 129-acre peninsula - complete with hiking trails - known as Picnic Point. There is the vibrant pedestrian State Street Mall - lined with unique shops and restaurants. The on-the-hour ringing bells of Carillon Tower and 77,280-seat Camp Randall Stadium.



Van Hise Hall—the home of foreign languages at the UW

ALL TIME SCORES WITH 1985-86 OPPONENTS

ILLINOIS

Date	Place	Wis.	Opp.
Mar. 3, 1906	Urbana	36	32
Mar. 10, 1906	Madison	1	0†
Jan. 16, 1907	Champaign	22	16
Feb. 1, 1907	Madison	47	13
Jan. 18, 1908	Champaign	28	20
Mar. 9, 1908	Madison	27	14
Jan. 16, 1909	Champaign	19	28
Jan. 22, 1909	Madison	20	10
Jan. 15, 1910	Madison	28	16
Jan. 21, 1910	Urbana	14	34
Jan. 21, 1911	Madison	20	17
Mar. 11, 1911	Champaign	18	21
Jan. 13, 1912	Madison	27	10
Mar. 15, 1912	Urbana	23	15
Jan. 11, 1913	Urbana	16	15
Feb. 21, 1913	Madison	18	13
Jan. 10, 1914	Urbana	26	25
Feb. 20, 1914	Madison	29	16
Feb. 8, 1915	Urbana	19	39
Feb. 13, 1915	Madison	17	19
Jan. 22, 1916	Urbana	20	27
Feb. 19, 1916	Madison	34	14
Jan. 20, 1917	Madison	25	14
Feb. 24, 1917	Urbana	17	20
Jan. 19, 1918	Champaign	22	21
Feb. 23, 1918	Madison	23	15
Jan. 25, 1919	Madison	15	25
Feb. 15, 1919	Urbana	14	16
Jan. 24, 1920	Urbana	43	20
Feb. 21, 1920	Madison	33	29
Jan. 22, 1921	Madison	23	18
Feb. 19, 1921	Champaign	9	17
Feb. 10, 1922	Madison	25	23
Feb. 27, 1922	Champaign	35	37
Feb. 16, 1924	Madison	13	12
Feb. 25, 1924	Champaign	20	31
Feb. 21, 1925	Urbana	25	35
Mar. 9, 1925	Madison	24	9
Feb. 28, 1927	Champaign	28	32
Mar. 5, 1927	Madison	39	13
Jan. 16, 1928	Madison	33	34
Mar. 9, 1928	Champaign	32	22
Jan. 18, 1930	Madison	14	9
Feb. 24, 1930	Madison	23	17
Jan. 5, 1931	Champaign	12	9
Jan. 24, 1931	Madison	30	20
Feb. 11, 1933	Champaign	25	38
Feb. 20, 1933	Madison	15	29
Jan. 6, 1934	Champaign	17	20
Feb. 17, 1934	Madison	28	22
Jan. 11, 1936	Madison	27	29
Feb. 15, 1936	Champaign	20	36
Jan. 9, 1937	Madison	28	31
Feb. 22, 1937	Champaign	31	48
Jan. 21, 1939	Madison	34	37
Feb. 19, 1940	Champaign	35	37
Feb. 15, 1941	Madison	46	30
Jan. 3, 1942	Madison	40	55
Feb. 23, 1942	Champaign	43	45
Jan. 11, 1943	Madison	40	52
Feb. 20, 1943	Champaign	26	50
Jan. 3, 1944	Madison	43	45*
Jan. 7, 1944	Champaign	43	38
Jan. 1, 1946	Madison	31	38
Feb. 18, 1946	Champaign	53	72
Jan. 1, 1947	Madison	53	47
Jan. 25, 1947	Champaign	37	63
Jan. 3, 1948	Madison	52	47
Jan. 24, 1948	Champaign	36	57
Jan. 3, 1949	Champaign	50	62
Feb. 5, 1949	Madison	54	61
Jan. 2, 1950	Madison	59	50
Feb. 25, 1950	Champaign	58	76
Jan. 1, 1951	Madison	69	71*
Feb. 10, 1951	Champaign	52	63
Jan. 7, 1952	Champaign	49	53
Mar. 8, 1952	Madison	58	48
Jan. 10, 1953	Champaign	61	71
Feb. 7, 1953	Madison	61	65
Feb. 13, 1954	Madison	64	70*
Feb. 22, 1954	Champaign	64	66
Jan. 1, 1955	Champaign	79	64
Feb. 19, 1955	Madison	71	99
Jan. 9, 1956	Champaign	77	96
Jan. 12, 1957	Madison (TV)	63	79
Jan. 4, 1958	Madison	59	64
Jan. 13, 1958	Champaign	71	70
Jan. 5, 1959	Madison	51	77
Feb. 16, 1959	Champaign	54	93
Feb. 20, 1960	Madison	75	63
Feb. 6, 1961	Champaign	73	77

Jan. 29, 1962	Champaign	85	81
Feb. 19, 1962	Madison	103	101
Feb. 11, 1963	Madison	84	77
Feb. 23, 1963	Champaign (TV)	77	89
Mar. 7, 1964	Champaign	73	97
Dec. 15, 1964	Madison	56	70
Dec. 14, 1965	Madison	70	90
Jan. 11, 1966	Champaign	64	80
Dec. 19, 1966	Champaign	74	87
Mar. 11, 1967	Madison	102	92
Feb. 6, 1968	Madison	60	68
Feb. 1, 1969	Champaign	73	86
Jan. 3, 1970	Madison	69	74
Feb. 3, 1970	Champaign	66	65
Jan. 12, 1971	Champaign	82	84
Feb. 23, 1971	Madison	88	84
Feb. 26, 1972	Champaign	86	91
Mar. 11, 1972	Madison	97	84
Jan. 8, 1973	Champaign	74	76
Feb. 10, 1973	Madison	99	88
Jan. 19, 1974	Madison	101	75
Jan. 13, 1975	Champaign	56	72
Feb. 10, 1975	Madison	76	70
Jan. 12, 1976	Champaign	61	71
Feb. 9, 1976	Madison	59	70
Feb. 3, 1977	Champaign	71	81
Feb. 12, 1977	Madison	62	50
Feb. 2, 1978	Champaign	71	74
Feb. 11, 1978	Madison	80	73
Jan. 18, 1979	Madison	74	81
Feb. 15, 1979	Champaign	64	81
Jan. 19, 1980	Madison	64	69
Feb. 7, 1980	Champaign	50	67
Jan. 24, 1981	Champaign	54	45
Feb. 12, 1981	Madison	65	84
Feb. 4, 1982	Champaign	54	88
Feb. 13, 1982	Madison	60	68
Jan. 8, 1983	Madison	54	61
Mar. 10, 1983	Champaign	64	71
Jan. 7, 1984	Madison	62	63*
Mar. 10, 1984	Champaign	57	81
Jan. 17, 1985	Madison	67	78
Feb. 16, 1985	Champaign (TV)	49	68
Jan. 16, 1986	Champaign	54	73
Feb. 15, 1986	Madison	74	82

Wisconsin Won 53, Lost 83

Games at Madison—70: Wis. 38-32

Games at Champaign—66: Wis. 15-51

HIGHLIGHTS OF WISCONSIN ILLINOIS SERIES

Longest Winning Streak: by Wisconsin—at Madison 9, March 10, 1906 to Feb. 20, 1914. At Champaign 3 (1) March 3, 1906 to January 18, 1908; (2) March 15, 1912 to January 10, 1914; (3) March 9, 1928 to Jan. 5, 1931. By Illinois—at Madison—8, Jan. 18, 1979 to Feb. 15, 1986 (in progress). At Champaign—9, Feb. 18, 1946 to Feb. 22, 1954.

Longest Winning Streak at Home and Away: by Wisconsin—6, (1) March 3, 1906 to March 9, 1908; (2) Jan. 13, 1912 to Feb. 20, 1914. By Illinois—11 Feb. 12, 1981 to Feb. 15, 1986 (in progress).

Most Points by One Team, One Game—103, by Wisconsin (Feb. 19, 1962).

Most Points by Both Teams, One Game—204, Feb. 1, 1962 (Wisconsin 103, Illinois 101).

Largest Victory Margin: 39, Illinois, Feb. 16, 1959 (93-54) 34, Wisconsin, Feb. 1, 1907 (47-13).

INDIVIDUAL SCORING

For Wisconsin—31, by Scott Roth, Jan. 17, 1985 (at Madison); by Rick Olson, Feb. 15, 1986 (at Madison). For Illinois—36, by Greg Johnson, Feb. 1, 1969 (at Champaign).

INDIANA

Date	Place	Wis.	Opp.
Jan. 29, 1910	Madison	11	13
Mar. 7, 1910	Bloomington	33	8
Feb. 3, 1911	Madison	51	9
Mar. 10, 1911	Bloomington	18	21
Feb. 17, 1912	Madison	51	10
Mar. 16, 1912	Bloomington	32	21
Feb. 13, 1913	Bloomington	30	19
Feb. 27, 1913	Madison	48	10
Jan. 12, 1914	Bloomington	57	15
Feb. 24, 1914	Madison	46	24
Jan. 9, 1915	Bloomington	39	18
Jan. 18, 1915	Madison	47	15
Mar. 6, 1917	Madison	29	14
Mar. 15, 1917	Bloomington	18	16

Feb. 24, 1919	Madison	29	16
Mar. 15, 1919	Bloomington	12	22
Jan. 8, 1923	Bloomington	17	10
Mar. 12, 1923	Madison	35	17
Jan. 5, 1924	Bloomington	23	21
Jan. 14, 1924	Madison	28	27
Jan. 11, 1926	Madison	33	31
Mar. 9, 1926	Bloomington	20	35
Jan. 8, 1927	Madison	23	28
Feb. 26, 1927	Bloomington	23	31
Jan. 14, 1929	Madison	24	20
Feb. 16, 1929	Bloomington	27	25
Jan. 23, 1930	Bloomington	23	21*
Mar. 8, 1930	Madison	34	23
Feb. 15, 1932	Bloomington	21	33
Mar. 5, 1932	Madison	35	26
Jan. 14, 1933	Bloomington	38	37
Feb. 18, 1933	Madison	28	29*
Jan. 12, 1935	Bloomington	30	23
Feb. 16, 1935	Madison	37	27*
Jan. 20, 1936	Madison	24	26
Feb. 22, 1936	Bloomington	21	54
Feb. 7, 1938	Bloomington	44	47
Feb. 28, 1938	Madison	34	32
Jan. 14, 1939	Bloomington	19	43
Jan. 15, 1940	Madison	34	40
Feb. 24, 1941	Bloomington	38	30
Jan. 5, 1942	Bloomington	34	38
Jan. 24, 1942	Madison	42	36
Feb. 13, 1943	Madison	44	51
Feb. 15, 1943	Madison	57	53
Feb. 11, 1944	Bloomington	62	43
Feb. 12, 1944	Bloomington	52	31
Jan. 11, 1947	Madison	70	49
Jan. 10, 1948	Bloomington	58	54
Jan. 15, 1949	Madison	58	48
Jan. 7, 1950	Bloomington	59	61
Mar. 5, 1951	Bloomington	58	68
Feb. 23, 1952	Madison	48	63
Feb. 9, 1953	Bloomington	48	66
Feb. 16, 1953	Madison	70	72
Jan. 4, 1954	Bloomington	67	70
Jan. 16, 1954	Madison	74	90
Jan. 15, 1955	Madison	77	66
Feb. 7, 1955	Bloomington	58	65
Jan. 7, 1956	Madison (TV)	71	75
Feb. 13, 1956	Bloomington	69	67
Jan. 7, 1957	Bloomington	68	79
Feb. 23, 1957	Madison	74	85
Feb. 10, 1958	Madison	87	93
Mar. 7, 1959	Bloomington	71	97
Feb. 6, 1960	Madison	85	97
Feb. 13, 1960	Bloomington	71	91
Feb. 18, 1961	Madison	84	98
Mar. 6, 1961	Bloomington	69	80
Feb. 12, 1962	Bloomington	105	94
Feb. 25, 1963	Madison	102	96
Feb. 17, 1964	Madison	80	82**
Feb. 24, 1964	Bloomington	82	108
Feb. 20, 1965	Bloomington (TV)	87	100
Mar. 8, 1965	Madison	73	92
Feb. 7, 1966	Madison	79	78
Feb. 11, 1967	Bloomington	81	93
Feb. 10, 1968	Madison (TV)	95	83
Mar. 5, 1968	Bloomington	85	93
Feb. 4, 1969	Madison	63	65
Feb. 25, 1969	Bloomington	84	101
Feb. 17, 1970	Bloomington	77	89
Mar. 2, 1971	Madison	94	87**
Jan. 15, 1972	Bloomington	66	64*
Feb. 12, 1972	Madison	76	84*
Jan. 6, 1973	Madison	64	78
Feb. 24, 1973	Bloomington	55	57
Jan. 12, 1974	Bloomington	51	52
Feb. 11, 1974	Madison	63	81
Jan. 20, 1975	Madison	69	89
Feb. 17, 1975	Bloomington	58	93
Jan. 31, 1976	Bloomington	61	114
Feb. 24, 1976	Madison	67	96
Jan. 15, 1977	Madison	64	79
Feb. 24, 1977	Bloomington	66	64
Jan. 14, 1978	Madison	78	65
Feb. 23, 1978	Bloomington	54	58
Jan. 25, 1979	Bloomington	61	82
Feb. 17, 1979	Madison	62	68*
Jan. 5, 1980	Madison	52	50
Feb. 28, 1980	Bloomington	52	61
Feb. 5, 1980	Bloomington	64	89
Feb. 14, 1981	Madison	52	59
Jan. 28, 1982	Madison	56	62
Feb. 18, 1982	Bloomington	57	88
Feb. 3, 1983	Bloomington	73	83
Feb. 12, 1983	Madison	56	75
Feb. 4, 1984	Madison	67	81

NORTHWESTERN

Date	Place	Wis.	Opp.
Jan. 8, 1910	Madison	55	9
Feb. 26, 1910	Evanston	39	11
Jan. 14, 1911	Evanston	29	9
Mar. 8, 1911	Madison	23	11
Jan. 6, 1912	Evanston	32	19
Feb. 24, 1913	Madison	46	11
Feb. 10, 1914	Madison	38	9
Feb. 17, 1914	Evanston	33	26
Jan. 18, 1916	Madison	22	18
Mar. 11, 1916	Evanston	24	21
Jan. 8, 1917	Evanston	29	21*
Feb. 12, 1917	Madison	23	21
Jan. 5, 1918	Evanston	17	33
Mar. 7, 1918	Madison	26	18
Jan. 11, 1919	Madison	15	20
Feb. 22, 1919	Evanston	23	32
Jan. 3, 1921	Evanston	12	13
Feb. 12, 1921	Madison	22	10
Jan. 9, 1922	Evanston	21	9
Feb. 22, 1922	Madison	23	11
Jan. 6, 1923	Evanston	21	10
Mar. 5, 1923	Madison	29	17
Jan. 12, 1924	Evanston	25	10
Mar. 1, 1924	Madison	23	14
Jan. 23, 1926	Madison	35	27
Feb. 16, 1926	Evanston	26	36
Jan. 15, 1927	Evanston	28	18
Jan. 22, 1927	Madison	25	24
Feb. 18, 1929	Madison	37	23
Feb. 23, 1929	Evanston	31	25
Jan. 4, 1930	Evanston	14	23
Feb. 15, 1930	Madison	29	22
Jan. 4, 1932	Evanston	30	31*
Jan. 18, 1932	Madison	24	28
Jan. 16, 1933	Evanston	22	40
Feb. 25, 1933	Madison	28	30
Jan. 7, 1935	Madison	16	9
Jan. 19, 1935	Evanston	31	36
Feb. 24, 1936	Madison	28	33
Mar. 2, 1936	Evanston	26	49
Jan. 3, 1938	Evanston	38	47
Feb. 12, 1938	Madison	23	27
Feb. 13, 1939	Evanston	27	37
Mar. 2, 1940	Madison	44	47
Feb. 10, 1941	Evanston	48	46*
Jan. 17, 1942	Madison	49	46
Feb. 21, 1942	Evanston	59	47
Jan. 9, 1943	Chicago Stad	67	65
Feb. 22, 1943	Madison	54	56*
Jan. 8, 1944	Chicago Stad	38	60
Feb. 4, 1944	Madison	50	47**
Jan. 6, 1945	Madison	37	52
Jan. 27, 1945	Chicago Stad	44	43
Jan. 26, 1946	Chicago Stad	34	56
Feb. 9, 1946	Madison	58	63
Jan. 27, 1947	Madison	45	44
Feb. 15, 1947	Chicago Stad	54	42
Feb. 7, 1948	Chicago Stad	68	62
Feb. 23, 1948	Madison	59	54
Feb. 12, 1949	Chicago Stad	56	52
Feb. 21, 1949	Madison	57	46
Feb. 11, 1950	Chicago Stad	66	59
Feb. 27, 1950	Madison	67	53
Jan. 15, 1951	Madison	68	56
Jan. 19, 1952	Evanston	74	58
Jan. 17, 1953	Evanston	78	56
Mar. 7, 1953	Madison	74	58
Jan. 11, 1954	Madison	64	47
Feb. 26, 1955	Evanston	72	80
Feb. 4, 1956	Evanston	79	55
Mar. 3, 1956	Madison	76	70
Jan. 5, 1957	Evanston	54	75
Mar. 4, 1957	Madison	82	69
Mar. 1, 1958	Evanston	65	82
Feb. 28, 1959	Madison	82	86
Jan. 11, 1960	Madison	69	77
Feb. 29, 1960	Evanston	59	73
Feb. 11, 1961	Evanston (TV)	52	54
Mar. 4, 1961	Madison	75	61
Feb. 24, 1962	Evanston	65	64
Feb. 16, 1963	Madison	78	65
Jan. 11, 1964	Evanston	63	76
Feb. 11, 1964	Madison	64	72
Feb. 23, 1965	Madison	93	87*
Mar. 6, 1965	Evanston	88	76
Feb. 21, 1966	Evanston	65	76
Feb. 28, 1966	Madison	90	62
Feb. 21, 1967	Madison	110	94
Feb. 28, 1967	Evanston	82	91
Mar. 9, 1968	Evanston	75	77
Mar. 4, 1969	Madison	70	72
Feb. 21, 1970	Evanston	75	82
Mar. 3, 1970	Madison	82	87
Jan. 19, 1971	Madison	87	72
Feb. 13, 1971	Evanston	91	101
Mar. 4, 1972	Madison	82	90
Jan. 27, 1973	Evanston (TV)	73	74
Jan. 5, 1974	Madison	87	53

Mar. 9, 1974	Evanston	77	62
Jan. 4, 1975	Evanston	66	69
Mar. 8, 1975	Madison	94	70
Jan. 24, 1976	Evanston	60	62
Feb. 21, 1976	Madison	77	90
Jan. 20, 1977	Madison	61	60
Feb. 19, 1977	Evanston	88	98
Jan. 28, 1978	Madison (TV)	85	93
Feb. 18, 1978	Evanston	81	80
Jan. 11, 1979	Madison	95	82
Feb. 24, 1979	Evanston	72	70
Jan. 3, 1980	Madison	75	66
Mar. 1, 1980	Evanston	50	53
Jan. 10, 1981	Evanston	48	50
Mar. 5, 1981	Madison	60	57
Jan. 14, 1982	Madison	55	61
Feb. 27, 1982	Evanston	61	60
Jan. 20, 1983	Madison	49	45
Feb. 26, 1983	Chicago (DePaul)(TV)	57	64
Jan. 19, 1984	Evanston	61	60*
Feb. 26, 1984	Madison	54	47
Jan. 5, 1985	Evanston	52	51
Mar. 9, 1985	Madison	61	53
Jan. 4, 1986	Madison (TV)	57	52
Mar. 9, 1986	Evanston	70	68

Wisconsin Won 74, Lost 49

Games at Madison—61; Wis. 43-18

Games at Evanston—53; Wis. 25-28

Games at Chicago—9; Wis. 6-3

(Includes 1983 game at DePaul's Alumni Hall)

HIGHLIGHTS OF WISCONSIN-NORTHWESTERN SERIES

Longest Winning Streak: by Wisconsin—At Madison 9, Jan. 27, 1947 to March 4, 1957. At Evanston 6, Feb. 26, 1910 to Jan. 8, 1917; and Feb. 15, 1947 to March 7, 1953. By Northwestern—At Madison 3, Feb. 24, 1936 to March 2, 1940. At Evanston 7, Jan. 4, 1930 to Feb. 13, 1939.

Longest Winning Streak at Home and Away: by Wisconsin 13, Jan. 27, 1947 to Jan. 11, 1954. By Northwestern 7, Jan. 19, 1935 to March 2, 1940.

Most Points by One Team, One Game—110 by Wisconsin, Feb. 21, 1967 (Wisconsin 110, Northwestern 94).

Most Points by Both Teams, One Game—204, Feb. 21, 1967 (Wisconsin 110, Northwestern 94).

Largest Victory Margin: 46, Wisconsin, Jan. 8, 1910 (55-9); 35, Wisconsin, Feb. 24, 1912 (46-11); 34, Wisconsin, Jan. 5, 1974 (87-53); 23, Northwestern, March 2, 1936 (49-26).

INDIVIDUAL SCORING

For Wisconsin—35, by Don Rehfeldt, Feb. 11, 1950 (at Chicago Stadium).

For Northwestern—39, by Dale Kelley, Mar. 3, 1970 (at Madison).

OHIO STATE

Date	Place	Wis.	Opp.
Jan. 12, 1905	Columbus	22	25
Jan. 24, 1913	Madison	22	11
Feb. 15, 1913	Columbus	27	22
Feb. 16, 1915	Columbus	26	17
Mar. 6, 1915	Madison	23	12
Jan. 6, 1917	Columbus	30	22
Feb. 17, 1917	Madison	40	15
Feb. 24, 1920	Madison	31	27
Mar. 8, 1920	Columbus	34	22
Feb. 21, 1921	Columbus	40	21
Mar. 8, 1921	Madison	34	24
Feb. 23, 1924	Columbus	13	27
Mar. 3, 1924	Madison	30	20
Jan. 13, 1925	Madison	20	27
Mar. 14, 1925	Columbus	23	37
Jan. 27, 1927	Madison	25	16
Feb. 19, 1927	Columbus	16	20
Jan. 7, 1928	Columbus	30	13
Feb. 18, 1928	Madison	21	18
Jan. 11, 1930	Columbus	32	25
Mar. 3, 1930	Madison	32	23
Jan. 10, 1931	Columbus	19	29
Feb. 23, 1931	Madison	28	24
Feb. 6, 1933	Madison	30	31
Mar. 4, 1933	Columbus	20	37
Feb. 12, 1934	Madison	42	23
Feb. 24, 1934	Columbus	44	38
Jan. 4, 1936	Columbus	23	44
Feb. 10, 1936	Madison	34	25
Jan. 11, 1937	Madison	22	28
Feb. 8, 1937	Madison	35	33*
Feb. 25, 1939	Madison	38	46
Feb. 17, 1940	Columbus	35	41
Jan. 25, 1941	Madison	46	31
Feb. 14, 1942	Madison	49	39
Feb. 28, 1942	Columbus	44	39
Feb. 3, 1945	Columbus	36	40
Feb. 9, 1945	Madison	45	63
Feb. 22, 1947	Madison	56	57
Feb. 16, 1948	Columbus	47	53

Wisconsin Won 45, Lost 59

Games at Madison—53; Wis. 30-23

Games at Columbus—51; Wis. 15-36

HIGHLIGHTS OF WISCONSIN-OHIO STATE SERIES

Longest Winning Streak: by Wisconsin—At Madison 6, Jan. 21, 1913 to March 3, 1924. At Columbus 5, Feb. 15, 1913 to Feb. 21, 1921. By Ohio State—At Madison 3, Feb. 9, 1945 to Jan. 17, 1949, Jan. 4, 1964 to Feb. 4, 1967, and Mar. 4, 1982 to Feb. 2, 1984. At Columbus 14, Jan. 14, 1956 to Feb. 5, 1972.

Longest Winning Streak at Home and Away: by Wisconsin 10, Jan. 21, 1913 to March 8, 1921. By Ohio State 8, Feb. 9, 1963 to Feb. 3, 1968.

Most Points by One Team, One Game—106, Ohio State (Feb. 8, 1960).

Most Points by Both Teams, One Game—198, Jan. 14, 1956 (Ohio State 100, Wisconsin 98, double overtime).

Largest Victory Margin: 37, Ohio State, Feb. 8, 1960 (106-69); 32, Ohio State, Jan. 30, 1961 (100-68); 25, Wisconsin, Feb. 17, 1917 (40-15); 25, Ohio State, Feb. 27, 1960 (93-68).

INDIVIDUAL SCORING

For Wisconsin—32, by Dick Miller, Jan. 14, 1956 (at Columbus); and by Leon Howard, Feb. 5, 1972 (at Columbus).

For Ohio State—34, by Robin Freeman, Jan. 14, 1956 (at Columbus).

CENTRAL MICHIGAN

Date	Place	Wis.	Opp.
Dec. 31, 1980	Madison	69	62
Dec. 9, 1981	Mt. Pleasant	68	71
Dec. 11, 1982	Madison	83	67
Dec. 8, 1984	Madison	74	63

Wisconsin Won 3, Lost 1

HIGHLIGHTS OF WISCONSIN - CENTRAL MICHIGAN SERIES

INDIVIDUAL SCORING

For Wisconsin—24, by Claude Gregory, Dec. 31, 1980 (at Madison).

For Central Michigan—23, by Melvin McLaughlin, Dec. 31, 1980 (at Madison).

MIAMI OF FLORIDA

Date	Place	Wis.	Opp.
Dec. 7, 1985	Madison	88	66

Wisconsin Won 1, Lost 0

HIGHLIGHTS OF WISCONSIN - MIAMI SERIES

INDIVIDUAL SCORING

For Wisconsin—20, by Shelton Smith, Jr.

For Miami—21, by Eric Brown.

NORTH DAKOTA STATE

Date	Place	Wis.	Opp.
Dec. 7, 1925	Madison	11	16
Jan. 23, 1962	Madison	102	50
Dec. 8, 1973	Madison	88	60
Dec. 3, 1975	Madison	87	79

Wisconsin Won 3, Lost 1

HIGHLIGHTS OF WISCONSIN - NORTH DAKOTA STATE SERIES

INDIVIDUAL SCORING

For Wisconsin—20, by Dale Koehler, Dec. 3, 1975.

For North Dakota State—22, by Steve Saladino, Dec. 3, 1975.

NORTHERN ILLINOIS

Date	Place	Wis.	Opp.
Dec. 14, 1968	Madison	69	67
Dec. 8, 1975	Madison	97	77
Dec. 13, 1976	DeKalb	57	81
Dec. 31, 1977	Madison	74	73*
Dec. 20, 1982	Rockford	58	55
Dec. 7, 1983	Madison	90	68
Dec. 18, 1984	Rockford	83	71
Dec. 12, 1985	Madison	76	67

Wisconsin Won 7, Lost 1

HIGHLIGHTS OF WISCONSIN - NORTHERN ILLINOIS SERIES

INDIVIDUAL SCORING

For Wisconsin—31, by Scott Roth, Dec. 18, 1984.

For Northern Illinois—34, by Matt Hicks, Dec. 13, 1976 (at DeKalb).

EASTERN ILLINOIS

Date	Place	Wis.	Opp.
Dec. 1, 1970	Madison	102	84

Wisconsin Won 1, Lost 0

HIGHLIGHTS OF WISCONSIN - EASTERN ILLINOIS SERIES

INDIVIDUAL SCORING

For Wisconsin—32, by Clarence Sherrod.

For Eastern Illinois—19, by Bob Thommen.

KENTUCKY STATE

Date	Place	Wis.	Opp.
Dec. 5, 1980	Madison	77	65
Dec. 3, 1984	Madison	88	74

Wisconsin Won 2, Lost 0

HIGHLIGHTS OF WISCONSIN - KENTUCKY STATE SERIES

INDIVIDUAL SCORING

For Wisconsin—35, by Claude Gregory, Dec. 5, 1980 (at Madison).

For Kentucky State—22, by Tyrone Jordan, Dec. 5, 1980 (at Madison).

RAINBOW CLASSIC OPPONENTS

ARKANSAS First Meeting

CALIFORNIA-BERKELEY

Date	Place	Wis.	Opp.
Dec. 19, 1947	Berkeley	61	73
Dec. 20, 1947	Berkeley	44	59
Dec. 28, 1951	San Francisco	49	68
Dec. 26, 1952	Madison	64	57
Dec. 29, 1955	Berkeley	55	62
Dec. 20, 1958	Iowa City	53	68

Wisconsin Won 1, Lost 5

HIGHLIGHTS OF WISCONSIN - CALIFORNIA SERIES

INDIVIDUAL SCORING

For Wisconsin—16, by Don Rehfeldt, Dec. 19, 1947 (at Berkeley); by Tom Ward, Dec. 26, 1952 (at Madison); and by John Parker, Dec. 29, 1955 (at Berkeley).

For California-Berkeley—19, by Denny Fitzpatrick, Dec. 20, 1958 (at Iowa City).

FLORIDA

Date	Place	Wis.	Opp.
Dec. 20, 1967	Madison	86	81
Dec. 21, 1968	Gainesville	66	71

Wisconsin Won 1, Lost 1

HIGHLIGHTS OF WISCONSIN - FLORIDA SERIES

INDIVIDUAL SCORING

For Wisconsin—27, by James Johnson, Dec. 20, 1967 (at Madison).

For Florida—25, by Dave Miller, Dec. 20, 1967 (at Madison).

HAWAII First Meeting

KANSAS

Date	Place	Wis.	Opp.
Dec. 10, 1955	Madison	66	74
Dec. 22, 1956	Lawrence	62	83
Dec. 3, 1968	Madison	67	62
Dec. 8, 1969	Lawrence	60	76

Wisconsin Won 1, Lost 3

HIGHLIGHTS OF WISCONSIN - KANSAS SERIES

INDIVIDUAL SERIES

For Wisconsin—29, by James Johnson, Dec. 3, 1968 (at Madison).

For Kansas—32, by Wilt Chamberlain, Dec. 22, 1956 (at Lawrence).

PITTSBURGH

Date	Place	Wis.	Opp.
Dec. 15, 1928	Milwaukee	34	24
Dec. 15, 1931	Madison	30	29
Dec. 29, 1934	Madison	27	31
Dec. 21, 1936	Pittsburgh	30	41
Dec. 11, 1937	Madison	44	36
Dec. 18, 1940	Madison	34	36
Mar. 22, 1941	Madison	36	30
Dec. 12, 1947	Madison	49	36
Dec. 10, 1963	Madison	85	83
Dec. 8, 1964	Pittsburgh	80	63
Dec. 20, 1969	Madison	85	71
Dec. 8, 1970	Pittsburgh	76	81
Dec. 18, 1971	Madison	80	63
Jan. 3, 1973	Pittsburgh	72	70

Wisconsin Won 10, Lost 4

HIGHLIGHTS OF WISCONSIN - PITTSBURGH SERIES

INDIVIDUAL SCORING

For Wisconsin—25, by Mark Zubor, Dec. 10, 1963 (at Madison).

For Pittsburgh—32, by Kent Scott, Dec. 8, 1970 (at Pittsburgh).

WISCONSIN ALL-TIME SERIES RECORD WITH OPPONENTS

(Alignment of schools is by current conferences)

BIG TEN CONFERENCE

Chicago	47-20
Illinois	53-83
Indiana	46-67
Iowa	50-58
Michigan	44-63
Michigan State	38-39
Minnesota	65-79
Northwestern	74-49
Ohio State	45-59
Purdue	48-76
Totals	510-593

ATLANTIC COAST CONFERENCE

Georgia Tech	1-0
Maryland	2-0
Virginia	0-1
Totals	3-1

ATLANTIC TEN CONFERENCE

Rutgers	1-0
Temple	0-1
West Virginia	2-1
Duquesne	0-1
George Washington	0-1
Totals	3-4

BIG EAST CONFERENCE

Boston College	3-2
Georgetown	1-1
Providence	1-1
Syracuse	1-0
St. John's (New York)	2-0
Pittsburgh	10-4
Totals	18-8

BIG EIGHT CONFERENCE

Iowa State	3-5
Kansas	1-3
Kansas State	1-3
Missouri	6-3
Nebraska	5-8
Oklahoma	2-3
Oklahoma State	0-1
Totals	19-25

BIG SKY CONFERENCE

Montana	1-0
Nevada-Reno	2-0
Totals	3-0

CANADIAN TEAMS

Western Ontario	1-0
-----------------	-----

CCAA

Cal State - LA	1-0
----------------	-----

COLLEGE CONFERENCE OF ILLINOIS-WISCONSIN

Milliken	1-0
----------	-----

COLONIAL ATHLETIC CONFERENCE

Navy	1-0
------	-----

CUNY ATHLETIC CONFERENCE

CCNY	0-1
------	-----

EASTERN INDEPENDENTS

Rochester	1-0
-----------	-----

EASTERN INDEPENDENTS (SERVICE & CLUB TEAMS)

Institute A.C.	0-1
Washington Cont. Co. F	0-1
New York Co. E	0-1
Sharon A.C.	1-0
Totals	1-3

ECAC METRO CONFERENCE

Long Island	1-0
-------------	-----

ECAC NORTH ATLANTIC CONFERENCE

Canisius	1-1
----------	-----

GREAT LAKES CONFERENCE

Michigan Tech	2-1
---------------	-----

GREAT LAKES VALLEY CONFERENCE

Lewis Institute	1-0
-----------------	-----

IVY LEAGUE

Brown	1-0
Columbia	0-2
Dartmouth	3-1
Harvard	1-0
Pennsylvania	4-0
Princeton	2-2
Yale	3-1
Totals	14-6

LONE STAR

East Texas State	1-0
------------------	-----

METRO ATLANTIC ATHLETIC CONFERENCE

Fordham	1-0
Army	1-0
Totals	2-0

METRO CONFERENCE

Cincinnati	0-5
Florida State	1-0
Louisville	0-1
South Carolina	2-0
Totals	3-6

MID-AMERICAN CONFERENCE

Ball State	4-1
Bowling Green	1-1
Central Michigan	3-1
Eastern Michigan	1-0
Kent State	1-0
Miami (Ohio)	1-0
Ohio U.	5-2
Toledo	1-1
Western Michigan	1-0
Totals	18-6

MID-CONTINENT CONFERENCE

Eastern Illinois	1-0
Illinois-Chicago	0-1
Northern Iowa	2-1
Cleveland State	1-0
Totals	4-2

MID-EASTERN ATHLETIC CONFERENCE

Florida A & M	1-0
Morgan State	2-0
Totals	3-0

MIDWEST COLLEGES, SCHOOLS, AND INDEPENDENTS

Armour Institute	2-0
Buckland Guards	0-1
Chicago YMCA	0-1
Dayton	1-0
DePaul	1-6
DePauw	10-0-1
Dubuque YMCA	1-0
Duluth YMCA	1-0
Franklin College	2-3
Highland Park College	1-0
Lombard College	1-0
N.W. College—Naperville, IL	1-0
Notre Dame	10-17
Northern Illinois	7-1
Northern Michigan	2-0
Parsons College	1-0
Sioux City YMCA	0-1
SIU-Edwardsville	1-0
Wabash	3-0
Washburn (Kansas)	1-0
Washington (St. Louis)	4-0
Totals	52-30-1

MIDWEST I.A.C.

Carleton	5-1
Coe	1-0
Grinnel	3-0
Knox	3-0
Lake Forest	1-0
Monmouth	1-0
Totals	14-1

MID-WESTERN CITY CONFERENCE

Loyola (Illinois)	8-4
Butler	14-11
Oklahoma City	1-0
Oral Roberts	0-2
Xavier (Ohio)	1-0
St. Louis	2-1
Detroit	1-0
Totals	14-1

M.I.A.A.

Hamline	2-0
---------	-----

MISSOURI VALLEY CONFERENCE

Bradley	1-2
Indiana State	0-1
Southern Illinois	1-2
Creighton	1-0
Totals	3-5

NEBRASKA INDEPENDENT ATHLETIC CONFERENCE

Nebraska Wesleyan	2-0
-------------------	-----

NORTH CALIFORNIA ATHLETIC CONFERENCE

California-Davis	1-0
San Francisco State	1-0
Totals	2-0

NORTH CENTRAL CONFERENCE

North Dakota	4-0
North Dakota State	3-1
South Dakota	5-1
South Dakota State	2-0
Totals	14-2

OHIO ATHLETIC CONFERENCE

Oberlin	0-1
---------	-----

PACIFIC COAST ATHLETIC ASSOCIATION

Pacific	1-0
San Jose State	1-0
Utah State	1-0
Totals	3-0

PACIFIC TEN CONFERENCE

Arizona	1-1
California	1-5
Oregon	1-2
Oregon State	1-2
Stanford	2-4
UCLA	2-3
USC	1-2
Washington	0-3
Washington State	3-2
Totals	12-24

ROCKY MOUNTAIN INDEPENDENTS

Denver	1-0
--------	-----

SERVICE TEAMS

DePauw Pre-Flight	1-0
Great Lakes	2-11
Iowa Pre-Flight	1-0
Truax Field	1-0
Camp Grant	2-1
Totals	7-12

SOUTHEASTERN CONFERENCE

Alabama	0-2
Florida	1-1
Georgia	0-1
Kentucky	1-2
LSU	3-0
Tennessee	0-1
Totals	5-7

SOUTHERN CONFERENCE

Marshall	0-1
Davidson	0-1
East Tennessee State	1-0
Totals	1-2

SOUTHERN INDEPENDENT

Kentucky State	2-0
Loyola (New Orleans)	4-0
Miami (FL)	1-0
Tulane	1-3
Totals	8-3

SOUTHLAND CONFERENCE

Arkansas State	1-0
----------------	-----

WISCONSIN COACHES



JAMES C. ELSOM
1899-1904



EMMETT D. ANGELL
1905-1908




HASKEL NOYES
1908-1911



DR. WALTER MEANWELL
1912-17, 1921-34




GUY S. LOWMAN
1918-1920




HAROLD E. FOSTER
1935-1959




JOHN E. ERICKSON
1960-1968



JOHN D. POWLESS
1969-1976



WILLIAM L. COFIELD
1977-1982



STEVE YODER
1983-PRESENT

WISCONSIN BASKETBALL COACHES CAREER RECORD

ALL GAMES

	YEARS	GAMES	WON	LOST	PCT
James C. Elsom.....	6	38	24	14	.632
Emmett D. Angell.....	4	58	43	15	.741
Haskell Noyes.....	3	41	26	15	.634
Walter E. Meanwell.....	20	346*	246	99	.712
Guy Lowman.....	3	53	34	19	.559
Harold E. Foster.....	25	532	265	267	.498
John E. Erickson.....	9	214	100	114	.467
John D. Powless.....	8	196	88	108	.449
William L. Cofield.....	6	164	63	101	.372
Steve Yoder.....	4	112	42	70	.375
Totals	87	1754	931	823	.531

* Tie game with DePauw in 1925 by 25-25 score in three overtimes.

BIG TEN

	GAMES	WON	LOST	PCT
James C. Elsom.....	—	—	—	—
Emmett D. Angell.....	25	19	6†	.760
Haskell Noyes.....	33	18	15	.545
Walter E. Meanwell.....	238	158	80	.660
Guy Lowman.....	36	19	17	.528
Harold E. Foster.....	325	143	182	.440
John E. Erickson.....	126	52	74	.413
John D. Powless.....	120	42	78	.350
William L. Cofield.....	108	32	76	.296
Steve Yoder.....	72	16	56	.222
Totals	1082	499	583	.465

CHAMPIONSHIPS WON IN BIG TEN PLAY

Angell—1907

Meanwell—1912, 1913, 1914, 1916, 1921, 1923(t), 1924(t), 1929(t)

Lowman—1918

Foster—1935, 1941, 1947

Note: 1941 Wisconsin Big Ten Champions won NCAA title

THE UNIVERSITY OF WISCONSIN FIELDHOUSE



The Wisconsin Fieldhouse was a project of then Athletic Director George Little when he arrived at Wisconsin in 1925 and it became a reality in 1930.

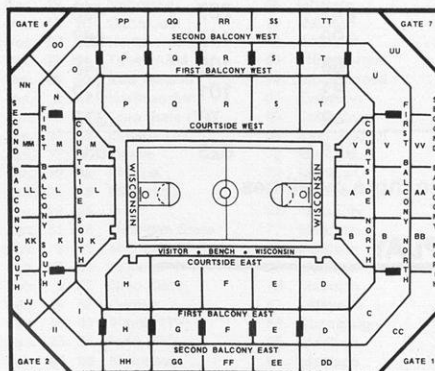
In 1927, Little proposed to the athletic council and regents the plan under which the fieldhouse was to be constructed. This proposal met the approval of the board, after two previous attempts had failed; one of those having passed the legislature only to be vetoed by Governor Zimmerman.

The original layout had contemplated a \$650,000 building to house both an indoor training facility for intercollegiate teams and the required program of physical education. The portion to be used for intercollegiate athletics was estimated at \$385,000.

This intercollegiate portion is represented in the present facility that houses both the basketball teams and wrestling squad. Its actual cost was somewhat more than the estimated totaling \$434,000 with construction completed in September of 1931.

The structure would be a part of Camp Randall Stadium, standing on the south end of the field, with concrete stands built against its north wall. The fieldhouse contained a basketball floor with a seating capacity of 12,000, a complete track facility, and room for indoor football and baseball training.

In April of 1976, the state Building Commission approved \$718,000 for the renovation of the fieldhouse. The project was aimed mainly to improving the seating facility and allowing for other activities to be presented in the building. Permanent bleachers were added to the north, south, and west sides of the court with portable seats and a stage area on the east side. This effort brought the seating capacity to 12,204. New locker rooms and a training facility were constructed under the west side seats and the existing locker rooms were renovated. A new lighting system was added in 1977, and a new sound system has just been completed to make the Wisconsin Fieldhouse one of the best facilities of its kind in the Big Ten.



WISCONSIN HOME BASKETBALL ATTENDANCE SINCE 1946-47

Year	Games	Attendance	Average
1947	11	124,700	11,336
1948	10	130,900	13,090
1949	12	150,000	12,500
1950	11	139,500	12,681
1951	11	130,550	11,868
1952	11	132,000	12,000
1953	11	129,726	11,793
1954	11	108,192	9,836
1955	11	92,150	8,377
1956	11	66,100	6,009
1957	11	57,529	5,230
1958	11	61,448	5,586
1959	11	58,527	5,321
1960	12	75,216	6,268
1961	10	65,685	6,569
1962	13	88,681	6,822
1963	13	88,905	6,839
1964	10	69,873	6,987
1965	10	63,823	6,382
1966	12	85,199	7,100
1967	11	116,855	10,623
1968	11	104,346	9,486
1969	11	112,949	10,268
1970	11	97,686	8,881
1971	12	81,051	6,754
1972	12	79,922	6,660
1973	11	84,242	7,658
1974	13	98,346	7,565
1975	15	82,981	5,532
1976	14	72,996	5,214
1977	13	90,609	6,970
1978	14	122,075	8,720
1979	14	114,945	8,210
1980	15	115,960	7,731
1981	15	101,606	6,774
1982	13	65,505	5,039
1983	15	113,617	7,574
1984	13	98,280	7,560
1985	15	103,795	6,920
1986	15	112,131	7,475

ALL-TIME SINGLE GAME FIELDHOUSE ATTENDANCE RECORDS

Date	Score	Attendance
Mar. 22, 1941	Wisconsin 36, Pittsburgh 30	14,000
Mar. 7, 1942	Wisconsin 62, Iowa 45	14,000
Jan. 11, 1943	Illinois 52, Wisconsin 40	14,000
Feb. 13, 1943	Indiana 51, Wisconsin 44	14,000
Feb. 19, 1944	Purdue 52, Wisconsin 50	14,000
Feb. 16, 1946	Iowa 44, Wisconsin 39	14,000
Feb. 22, 1947	Ohio State 57, Wisconsin 56	13,800
Mar. 1, 1941	Wisconsin 42, Minnesota 32	13,750
Feb. 15, 1941	Wisconsin 46, Illinois 30	13,600

FIELDHOUSE RECORDS

Team Records—Single Game

Most points scored by one team—120, by Wisconsin (vs. SMU, Dec. 9, 1967). For Big Ten game—113, by Wisconsin (vs. Iowa, Feb. 9, 1974).

Most points scored by both teams—204 (Wisconsin 103, Illinois 101, Feb. 19, 1962) and (Wisconsin 110, Northwestern 94, Feb. 21, 1967). For Non-Conference game—202 (Wisconsin 120, SMU 82, Dec. 9, 1967).

Most field goals scored—48, by Wisconsin (vs. Gonzaga, Dec. 17, 1963) and (vs. SMU, Dec. 9, 1967). For Big Ten game—45, by Ohio State (vs. Wisconsin, Feb. 19, 1962).

Most field goals scored, both teams, single game—85 (Wisconsin 43, Illinois 42, Feb. 19, 1962).

Most free throws scored—40, by Wisconsin vs. Minnesota, Jan. 12, 1953.

Most free throws attempted—48 by Wisconsin vs. Minnesota, Jan. 12, 1953.

Best free throw percentage by both teams—1.000 (Purdue made 25 of 25 free throws and Wisconsin made 22 of 22 on Feb. 7, 1976).

Best field goal shooting percentage—.647 by Wisconsin (vs. Purdue, Jan. 19, 1985). For opponent—.644 by Northwestern (vs. Wisconsin, 29 of 45 attempts, Jan. 3, 1980).

Most personal fouls by one team—39 by Marquette vs. Wisconsin, Dec. 4, 1949. For Big Ten game—35 by Purdue, Jan. 5, 1952; for Wisconsin, 33 vs. Notre Dame, Dec. 4, 1965; for Wisconsin in Big Ten game, 30 vs. Illinois, Jan. 1, 1951, and vs. Illinois, Jan. 19, 1974.

Individual Records—Single Game

Most points scored—50, by Terry Dischinger, Purdue (17 FG, 16 FT), Jan. 27, 1962. For Wisconsin—42, by Ken Barnes, Wisconsin vs. Indiana, March 8, 1965 (15 FG, 2 FT).

Most field goals scored—Wisconsin 17, by Dick Olson, (vs. San Francisco St), Dec. 2, 1985; Terry Dischinger, Purdue (vs. Wisconsin), Jan. 27, 1962.

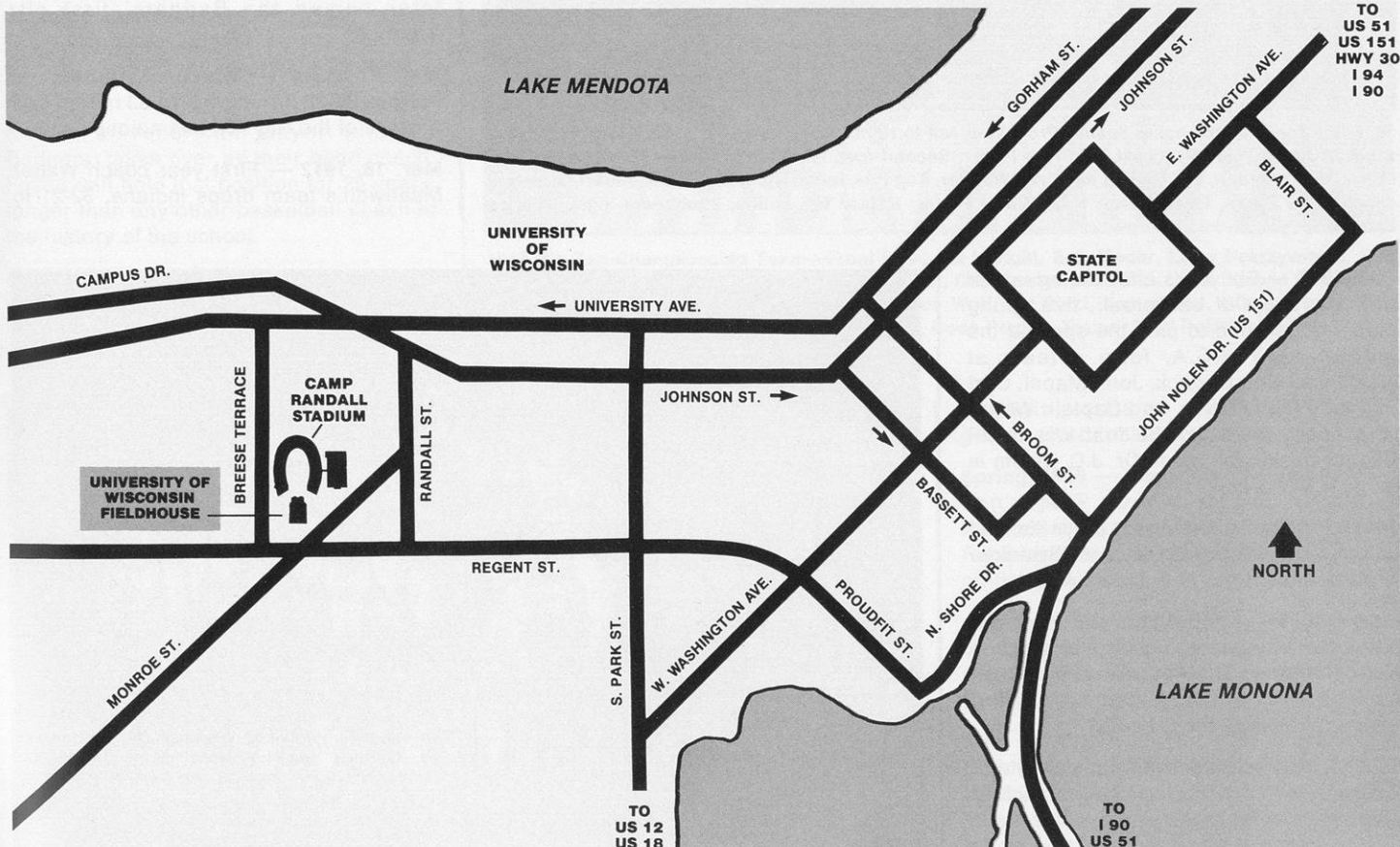
Most free throws scored—17, by Dale Koehler, Wisconsin vs. Loyola (Ill.), Dec. 6, 1975. For Big Ten game—16, by Terry Dischinger, Purdue vs. Wisconsin, Jan. 27, 1962.

Most free throws attempted—23, by Dale Koehler, Wisconsin vs. Loyola (Ill.), Dec. 6, 1975 (made 17). For Big Ten game—20, by Don Nelson, Iowa vs. Wisconsin, Jan. 4, 1960 (made 14).

Best field goal percentage—1.000 by Joe Chnelich vs. Loyola (8 of 8 attempts), Dec. 9, 1978. For Big Ten game—.923 by Albert Henry vs. Minnesota (12 of 13 attempts), Jan. 13, 1970. For opponent—.929 by Quinn Buckner, Indiana vs. Wisconsin (13 of 14 attempts), Jan. 20, 1975.

Best free throw percentage—1.000 by Rick Olson of Wisconsin (14-14), vs. Purdue, Feb. 13, 1986; by Clarence Sherrod, Wisconsin (12-12) vs. Ohio State, February 24, 1970; by Scott Roth, Wisconsin (12-12) vs. Washington State, Dec. 1, 1984; by Rod Ripley of Wisconsin (12-12), vs. Marquette, Nov. 30, 1985; by Scott Skiles of Michigan State (11-11), vs. Wisconsin, Jan. 12, 1984; by Claude Gregory, Wisconsin vs. Northwestern (10 of 10 attempts), Jan. 11, 1979; 1.000 by Stew Robinson, Indiana vs. Wisconsin (10 of 10 attempts), Feb. 4, 1984.

TRAVELING TO THE UW FIELDHOUSE



87 YEARS OF WISCONSIN BASKETBALL



1935 Big Ten Championship Team—Front row, left to right, Nick DeMark, Gil McDonald, Ed Stege, Charles Jones, Felix Preboski, and Rolf Poser. Second row, left to right, Roger Reinhart, Gordon Fuller, Ray Hamann, Bill Garrott and Fred Wegner. Top row, left to right, Mgr. Tom Gilbert, assistant coach Marv Steen, Head Coach H.E. "Bud" Foster; trainer Bill Fallon, equipment mgr., Charles Laugen.

Dec. 1898 — Six years after the advent of the new sport of basketball, five young men who learned to play the sport at the Milwaukee Y.M.C.A. form a team at Wisconsin. Bob Burdick, John Mapel, Carl Stillman, Paul Stover, and Captain Walter Hirschberg make up the first Wisconsin Badger basketball team. Dr. J.C. Elsom is the first UW coach.

Jan. 21, 1899 — Wisconsin plays its first game ever and is bested by the Milwaukee Normal Alumni, 25-15 in Milwaukee.

Mar. 4, 1899 — The Badgers play their first home game, again against the Milwaukee Normal Alumni. This time Wisconsin plays much better, but is edged 13-10. The inaugural season record is 0-3.

Feb. 15, 1900 — A 25-15 defeat of Wayland Academy gives Wisconsin its first victory since the sports' inception.

Mar. 1902 — After completing a 10-game schedule — all on the road — the Badgers finish the year with a 7-3 mark, their first winning season.


Dec. 2, 1904 — Emmett Angell coaches the Badgers for the first time and watches his team drub Sparta's Company C, 75-10. Christian Steinmetz scores 50 points in the game to set a pre-modern single game scoring record.

Jan. 1905 — The Wisconsin basketball team makes its first road trip east. The Badgers finish the eastern swing of New York, New Jersey, Pennsylvania, and Ohio at 2-6.


Spring, 1905 — Christian Steinmetz finishes the season with 462 points, setting a Wisconsin single season scoring mark that would stand for 61 years. Steinmetz is later named the Badgers' first all-American.

Mar. 15, 1907 — Wisconsin outscored Purdue, 37-10 to secure an 11-3 record and a share of the Big Ten championship.

Mar. 16, 1912 — First year coach Walter Meanwell's team drops Indiana, 32-21 to



The 1940-41 Big Ten NCAA Championship team pictured above—front row, left to right: Bob Alwin, Bob Sullivan, Fred Rehm, John Kotz, Gene Englund, Charles Epperson, Ted Strain, Harlo Scott, Ed Scheiwe. Standing, left to right: Mgr. Morris Bradley, Walter Bakke, Ted Downs, Bob Roth, George Affeldt, Warren Schrage, Don Timmerman, Ted Deppe, John Lynch, Edward Jones, Head Coach Harold E. 'Bud' Foster and Assistant Coach Fred Wegner.



Bob Mader controls the basketball in game against Missouri with Larry Pokrzywinski moving into flow of the offense.

complete an undefeated season at 15-0. Wisconsin wins the Big Ten title outright and will win or share that distinction seven more times before Meanwell is through coaching in 1934.

Mar. 16, 1918 — Despite dropping a 19-11 decision to Minnesota, first-year coach Guy Lowman's Badgers win the school's sixth Big Ten Championship in 12 years.

Fall, 1934 — Harold "Bud" Foster, a former all-American player with the Badgers, takes over as their head coach. Foster will hold that position for 25 years, longer than any other basketball coach in the history of the school.

Spring, 1935 — In his first year as head coach, Harold "Bud" Foster leads Wisconsin to the Big Ten title, posting a 15-5 record.



1947 Big Ten Championship Team—Front Row, left to right, Bob Mader, Larry Pokrzywinski, Bob Cook, Glen Selbo, Walt Lautenbach, Exner Menzel, Bob Krueger, and Dick Falls. Second Row, left to right, Head Coach H.E. "Bud" Foster, Mgr. Bob Wolf, Art Rizzi, Tom Rippe, Gilman Hertz, Don Rehfeldt, Ed Mills, Bob Haarlow, Doug Holcomb, Doug Rogers, Trainer Walt Bakke, and Asst. Coach Fred Wegner.



Dale Bowers (48) and Jim Moore (44) apply pressure to Marquette ball-handler in 1948 game.

Mar. 29, 1941 — The "Cinderella" Badgers, lower division Big Ten finishers only one year before, top Washington State, 39-34 in the championship game of the NCAA tournament. John Kotz is named MVP of the tourney. The Badgers' captain, Gene Englund, is the Big Ten MVP and receives all-American accolades.

Spring, 1942 — For the second consecutive year a Badger is named the conference MVP and all-American. Sharp-shooting John Kotz earns those honors this season.

Mar., 1947 — The 15-5 Big Ten Champion Badgers are invited to play in the NCAA Eastern regionals in New York's Madison Square Garden. Wisconsin takes third place in the East by squeaking past Navy, 50-49 after losing the opener, 70-56 to C.C.N.Y. The conference championship and NCAA tournament bid stand as the last in Badger history.

Feb. 28, 1949 — Junior Don Rehfeldt takes 37 shots in a 70-47 trouncing of Iowa. The

37 shots stands as a Wisconsin single game record to the present.


Spring, 1950 — After being named the Big Ten's MVP, Don Rehfeldt becomes Wisconsin's last all-American to date. Rehfeldt finishes his career as the school's all-time leading scorer with 1169 points.

Jan. 3, 1953 — Center Paul Morrow, in a 50-46 topping of Purdue, pulls down 30 rebounds in the contest — an all-time Badger best.

Mar. 11, 1963 — At the 40th annual Gyro Club banquet, senior Ken Siebel is named the team's MVP for the third straight year. This is the only time a Wisconsin player has earned that distinction three times.

87 YEARS OF WISCONSIN BASKETBALL

Mar. 11, 1967 — With 12 seconds remaining in the last game of the year, sophomore Chuck Nagle makes a lay-up to tie Christian Steinmetz for the team single season scoring record of 462, set in 1904-05. Nagle was fouled on the play, and makes the free throw to set a new record of 463.



Don Rehfeldt goes high to tip in basket.



Fred Schneider (40) and Rehfeldt apply defense as Bob Mader (39) looks on in game against Iowa.

Mar. 2, 1968 — Senior Joe Franklin pulls down a career-high 27 rebounds in a 104-84 victory over Purdue in his final game in the Fieldhouse. Franklin ends his collegiate career one week later having amassed 858 boards in his three seasons with the Badgers, giving him a school best average of 286 per year.

Spring, 1968 — Only one year after Chuck Nagle broke a single season scoring record that stood for 62 years, senior Joe Franklin shatters the record, scoring 544 points in the 1967-68 season.

Spring, 1971 — Senior co-captain Clarence Sherrod scores 570 points in his final season as a Badger to take Wisconsin all-time single season scoring honors.

Mar. 3, 1979 — Facing eventual NCAA champion Michigan State in the regular season finale, Wisconsin's Wesley Matthews hits a shot from behind the half-court line as time expires to win, 83-81.

Dec. 30, 1979 — In the Rainbow Classic in Honolulu, HI, the Badgers connect on 32 of 43 field goal attempts (.744), setting a school record and defeating Army, 78-54.

Mar. 10, 1981 — Claude Gregory scores 29 points and grabs 17 rebounds in his last game in the Cardinal and White. Gregory leaves Wisconsin as its all-time leading scorer and rebounder with 1745 and 904, respectively.

Dec. 2, 1985 — In a non-conference match-up with San Francisco State, senior Rick Olson makes 17 field goals en route to a 90-61 victory. Olson's 17 made field goals tops the previous record of 16, set almost 27 years before by Bob Litzow.

Mar. 9, 1986 — Setting a school record by starting every game in a four-year career (112), Rick Olson guides Wisconsin past Northwestern, 70-68. Olson scores 26 points in the contest and misses becoming the Badger's career scoring leader by only ten points. Olson does, however, set the record for points scored in a single season, finishing the 1985-86 campaign with 571 points.

THE LAST TIME THE BADGERS HAD:

A Sellout — 12,204, vs Marquette, Mar. 10, 1981

A Crowd Over 11,000 — 11,019, vs Iowa, Feb. 23, 1984

40 Points in a Game — 42, by Ken Barnes vs Indiana, Mar. 8, 1965

30 Points in a Game — 32, by Rick Olson vs Minnesota, Feb. 22, 1986

15 Field Goals in a Game — 15, by Rick Olson vs Purdue, Jan. 9, 1985

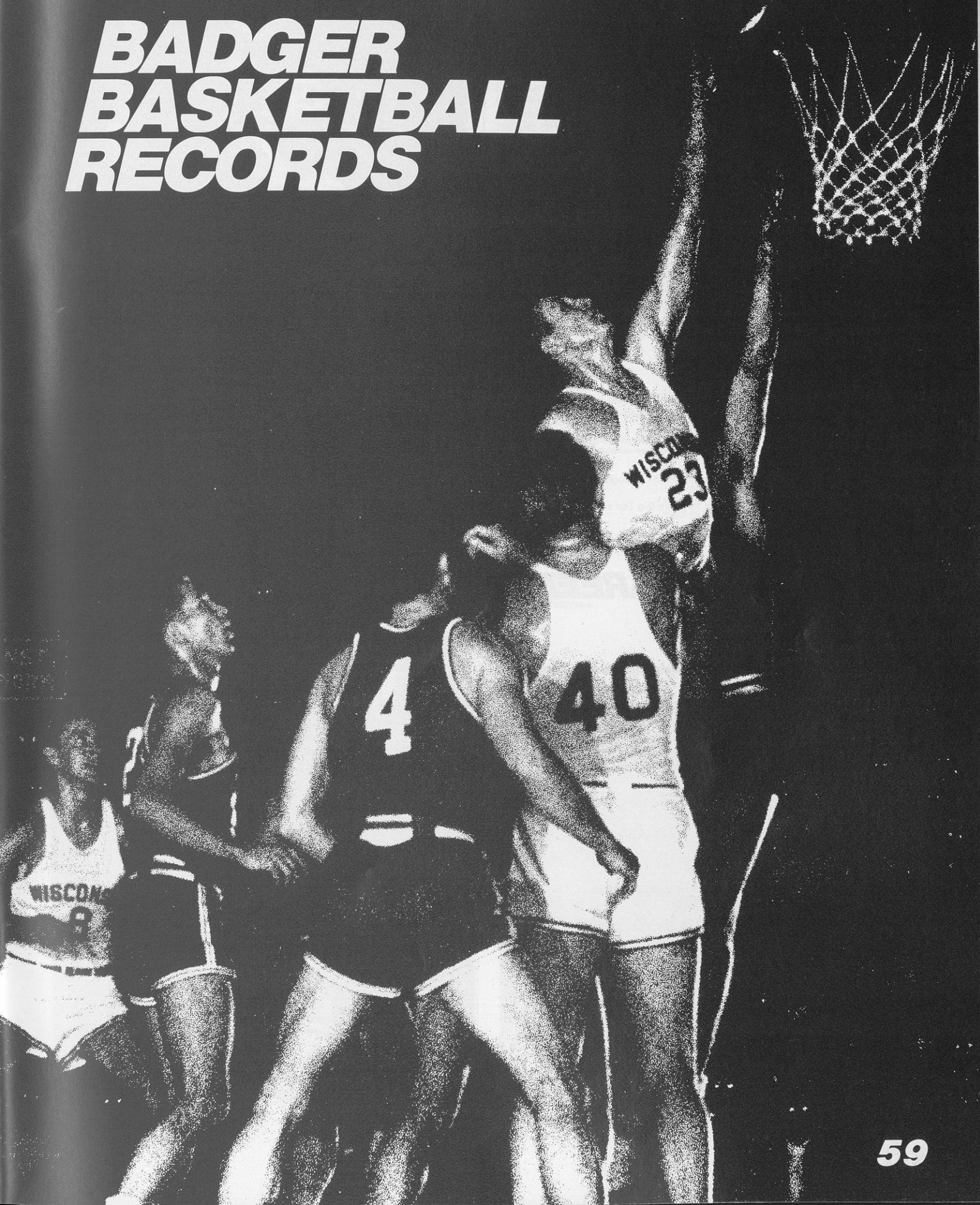
3 Players Scoring 20 Points in a Game — Claude Gregory (22), Joe Chnelich (21), Wes Matthews (20) vs Northwestern, Jan. 11, 1979

2 Players Scoring 20 Points in a Game — J.J. Weber (25), Shelton Smith, Jr. (25) vs Purdue, Jan. 19, 1986

15 Rebounds in a Game — 15, by Brad Sellers vs Toledo, Nov. 29, 1982

2 Players with 10 Rebounds in a Game — Rod Ripley (13), J.J. Weber (11) vs Miami, Dec. 7, 1985.

BADGER BASKETBALL RECORDS



TOP TWENTY CAREER SCORING LEADERS

Player	Seasons		Big Ten Games				All Games Played			
	No.	Years	G	FG	FT	Pts.	G	FG	FT	Pts.
Claude Gregory	4	1977-81	72	431	285	1147	110	656	433	1745
Rick Olson	4	1982-86	72	464**	166	1108	112	729†	260	1736
Clarence Sherrrod	3	1968-71	42	316	254	886	72	500	408	1408
Wes Matthews	3	1977-80	41	279	177	735	69	489	273	1251
Joe Franklin	3	1965-68	42	274	191	739	72	459	279	1215
Dale Koehler	4	1972-76	51	306	166	778	78	478	244	1200
Dick Cable	4	1951-55	60	290	230	810	82	432	316	1180
Joe Chrnlich	4	1976-80	72	299	163	761	109	465	241	1171
Don Rehfeldt	4	1945-50	44	254	167	675	81	451	267	1169
Leon Howard	3	1970-73	40	256	189	701	70	433	299	1165
Rick Olson	3	1982-85	54	315**	97	741	84	492†	163	1165
Scott Roth	4	1981-85	70	262	139	663	109	455	246	1156
James Johnson	3	1966-69	42	258	167	683	72	423	301	1147
Ken Siebel	3	1960-63	42	271	196	738	71	401	282	1084
Larry Petty	4	1977-81	72	256	139	651	110	425	216	1066
Chuck Nagle	3	1966-69	42	262	121	645	72	438	188	1064
Ab Nicholas	3	1949-52	40	212	181	605	66	352	278	982
Kim Hughes	3	1971-74	42	241	87	569	72	412	155	979
Bob Litzow	3	1955-58	42	281	77	639	66	418	102	938
Ken Gustafson	3	1963-66	42	198	106	502	70	363	195	921
Paul Morrow	3	1951-54	46	197	224	618	66	299	307	905

** Includes 14 three-point goals.

† Includes 18 three-point goals.

Note:


Badgers played 22-game schedule from 1949-50 through 1958-59 and also in 1964-65. Badgers played 24-game schedule from 1959-60 through 1963-64 and also from 1965-66 through 1973-74.

Badgers played 26 games in 1974-75 and 1975-76; 27 games from 1976-77 through 1978-79; and 29 games in 1979-80.

Badgers played 12 Big Ten games in 1949-50.

Badgers played 14-game Big Ten schedule from 1950-51 through 1973-74, except for 18-game schedule in 1952-53.

Since 1973-74 season, Badgers have played 18-game Big Ten schedule.



TRENT JACKSON

TOP TWENTY CAREER REBOUNDING LEADERS

Name	No.	Years	Reb.	Name	No.	Years	Reb.
Claude Gregory	4	1977-81	904	Bill Pearson	4	1974-78	549
Joe Franklin	3	1965-68	858	Ken Siebel	3	1960-63	543
Joe Chrnlich	4	1976-80	841	Kerry Hughes	3	1971-74	540
Kim Hughes	3	1971-74	806	Tom Hughbanks	3	1959-62	533
Larry Petty	4	1977-81	718	James Johnson	3	1966-69	529
Dale Koehler	4	1972-76	680	Leon Howard	3	1970-73	529
Paul Morrow	3	1951-54	648*	Mark Zubor	3	1963-66	518
Tom Gwyn	3	1960-63	641	Clarence Sherrrod	3	1968-71	518
Jack Brens	3	1961-64	574	Brad Sellers	2	1981-83	473

* Rebounding totals since 1950-51 season. Totals not kept prior to then.



ROD RIPLEY

WISCONSIN INDIVIDUAL CAREER RECORDS

GAMES PLAYED

112 Rick Olson	1982-86
110 Claude Gregory	1977-81
110 Larry Petty	1977-81
109 Joe Chrnlich	1976-80
109 Scott Roth	1981-85

GAMES STARTED

112 Rick Olson	1982-86
108 Joe Chrnlich	1976-80
99 Larry Petty	1977-81
88 Claude Gregory	1977-81
79 Scott Roth	1981-85

MOST FIELD GOALS

729 Rick Olson	1982-86
500 Clarence Sherrrod	1968-71
489 Wes Matthews	1977-80
478 Dale Koehler	1972-76

BIG TEN

464 Rick Olson	1982-86
431 Claude Gregory	1977-81
316 Clarence Sherrrod	1968-71
306 Dale Koehler	1972-76
299 Joe Chrnlich	1976-80

MOST FIELD GOAL ATTEMPTS

1535 Rick Olson	1982-86
1492 Claude Gregory	1977-81
1230 Clarence Sherrrod	1968-71
1218 Bob Litzow	1955-58
1082 Dick Cable	1951-55

BIG TEN

1007 Claude Gregory	1977-81
990 Rick Olson	1982-86
846 Bob Litzow	1955-58
787 Dick Cable	1951-55
776 Clarence Sherrrod	1968-71

BEST FIELD GOAL PERCENTAGE (500 Att.)

.512 Joe Chrnlich	1976-80
.492 Brad Sellers	1981-83
.491 Scott Roth	1981-85
.477 Wes Matthews	1977-80
.475 Rick Olson	1982-86

BIG TEN (300 Att.)

.5094 Al Henry	1967-70
.5093 Brad Sellers	1981-83
.502 Joe Chrnlich	1976-80
.488 Kerry Hughes	1971-74
.4703 Lee Oler	1969-72
.4698 Kim Hughes	1971-74

MOST FREE THROWS

433 Claude Gregory	1977-81
408 Clarence Sherrrod	1968-71
316 Dick Cable	1951-55
307 Paul Morrow	1951-54
301 James Johnson	1966-69

BIG TEN

285 Claude Gregory	1977-81
254 Clarence Sherrrod	1968-71
230 Dick Cable	1951-55
224 Paul Morrow	1951-54
196 Ken Siebel	1960-63

MOST FREE THROW ATTEMPTS

586 Claude Gregory	1977-81
522 Clarence Sherrrod	1968-71
476 Joe Franklin	1965-68
449 Paul Morrow	1951-54
429 James Johnson	1966-69

BIG TEN

387 Claude Gregory	1977-81
325 Clarence Sherrrod	1968-71
312 Dick Cable	1951-55
305 Joe Franklin	1965-68
285 Ken Siebel	1960-63

BEST FREE THROW PERCENTAGE (200 Att.)

.870 Rick Olson	1982-86
.817 Wes Matthews	1977-80
.804 Mike Carlin	1965-68
.801 Dick Miller	1953-56
.785 Lee Oler	1969-72

BIG TEN (150 Att.)

.874 Rick Olson	1982-86
.824 Dick Miller	1953-56
.823 Wes Matthews	1977-80
.782 Clarence Sherrrod	1968-71
.766 Bill Pearson	1974-78

MOST PERSONAL FOULS

389 Claude Gregory	1977-81
371 Larry Petty	1977-81
341 Joe Chrnlich	1976-80
287 Bill Pearson	1974-78
263 Paul Morrow	1951-54
263 Arnold Gaines	1976-80

BIG TEN

252 Claude Gregory	1977-81
237 Larry Petty	1977-81
236 Joe Chrnlich	1976-80
205 Bill Pearson	1974-78
202 Arnold Gaines	1976-80

MOST ASSISTS

290 Arnold Gaines	1976-80
259 Rick Olson	1982-86
255 Wes Matthews	1977-80
255 Scott Roth	1981-85
251 Mike Heineman	1983-86

BIG TEN

202 Arnold Gaines	1976-80
180 Mike Heineman	1983-86
155 Rick Olson	1985-86
151 Scott Roth	1981-85
131 Wes Matthews	1977-80

MOST STEALS

131 Claude Gregory	1977-81
113 Wes Matthews	1977-80
102 Rick Olson	1982-86
98 Scott Roth	1981-85
90 John Bailey	1978-82

BIG TEN

84 Claude Gregory	1977-81
62 Rick Olson	1982-86
61 Wes Matthews	1977-80
61 Scott Roth	1981-85
52 Joe Chrnlich	1976-80

MOST POINTS

1745 Claude Gregory	1977-81
1736 Rick Olson	1982-86
1408 Clarence Sherrrod	1968-71
1251 Wes Matthews	1977-80
1215 Joe Franklin	1965-68

BIG TEN


1147 Claude Gregory	1977-81
1108 Rick Olson	1982-86
886 Clarence Sherrrod	1968-71
810 Dick Cable	1951-55
778 Dale Koehler	1972-76

MOST REBOUNDS


904 Claude Gregory	1977-81
858 Joe Franklin	1965-68
841 Joe Chrnlich	1976-80
806 Kim Hughes	1971-74
718 Larry Petty	1977-81

BIG TEN


609 Claude Gregory	1977-81
539 Joe Chrnlich	1976-80
526 Joe Franklin	1965-69
471 Kim Hughes	1971-74
441 Larry Petty	1977-81




CLAUDE GREGORY



DICK MILLER



ARNOLD "CLYDE" GAINES



RICK OLSON

WISCONSIN INDIVIDUAL SINGLE SEASON RECORDS

GAMES PLAYED

29 Joe Chrnlich	1979-80
29 Larry Petty	1979-80
29 Claude Gregory	1979-80
29 Keith Mitchell	1979-80

GAMES STARTED

29 Joe Chrnlich	1979-80
28 Rick Olson	1982-83
28 Rick Olson	1983-84
28 Rick Olson	1984-85
28 Rick Olson	1985-86
28 Scott Roth	1983-84
28 Scott Roth	1984-85
28 Claude Gregory	1979-80
28 Brad Sellers	1982-83
28 John Ploss	1984-85

MOST FIELD GOALS

237 Rick Olson	1985-86
211 Clarence Sherrrod	1970-71
211 Wes Matthews	1979-80
202 Joe Franklin	1967-68
201 Claude Gregory	1980-81

BIG TEN

149 Rick Olson	1985-86
135 Dale Koehler	1975-76
131 Clarence Sherrrod	1970-71
131 Claude Gregory	1980-81
130 Wes Matthews	1978-79
130 Scott Roth	1984-85

MOST FIELD GOAL ATTEMPTS

591 Clarence Sherrrod	1970-71
505 Don Rehfeldt	1949-50
485 Rick Olson	1985-86
468 Bob Litzow	1956-57
438 Clarence Sherrrod	1969-70

BIG TEN

330 Clarence Sherrrod	1970-71
318 Dale Koehler	1975-76
308 Rick Olson	1985-86
303 Bob Litzow	1956-57
292 Bob Litzow	1957-58

BEST FIELD GOAL

PERCENTAGE (200 Att.)

.542 Scott Roth	1984-85
.537 Joe Chrnlich	1976-77
.535 Joe Chrnlich	1979-80
.520 Larry Petty	1978-79
.5121 Wes Matthews	1978-79
.5118 Bill Pearson	1977-78

BIG TEN (100 Att.)

.577 Al Rudd	1975-76
.538 Joe Chrnlich	1979-80
.530 Al Henry	1969-70
.525 Brad Sellers	1982-83
.519 Larry Petty	1978-79

MOST FREE THROWS

168 Clarence Sherrrod	1969-70
152 Claude Gregory	1980-81
148 Clarence Sherrrod	1970-71
145 Dick Miller	1955-56
140 Joe Franklin	1967-68
140 Claude Gregory	1979-80

BIG TEN

115 Clarence Sherrrod	1969-70
102 Claude Gregory	1980-81
98 Joe Franklin	1967-68
96 Dick Miller	1955-56
91 Paul Morrow	1952-53

MOST FREE THROW ATTEMPTS

210 Joe Franklin	1967-68
202 Clarence Sherrrod	1969-70
202 Claude Gregory	1980-81
200 Clarence Sherrrod	1970-71
192 James Johnson	1968-69

BIG TEN

146 Joe Franklin	1967-68
136 Paul Morrow	1952-53
136 Clarence Sherrrod	1969-70
129 Claude Gregory	1980-81
116 Dick Mijler	1955-56
116 Clarence Sherrrod	1970-71

BEST FREE THROW

PERCENTAGE (100 Att.)

.888 Wes Matthews	1979-80
.882 Rick Olson	1985-86
.832 Clarence Sherrrod	1969-70
.801 Dick Miller	1955-56
.798 Dick Miller	1954-55

BIG TEN (75 Att.)

.885 Rick Olson	1985-86
.863 Wes Matthews	1979-80
.853 Bill Pearson	1977-78
.846 Clarence Sherrrod	1969-70
.828 Dick Miller	1955-56

MOST PERSONAL FOULS

106 Claude Gregory	1979-80
101 Larry Petty	1980-81
99 Keith Mitchell	1981-82
98 Jim Clinton	1950-51
98 Brad Sellers	1982-83
97 Claude Gregory	1978-79
97 Larry Petty	1979-80
97 Claude Gregory	1980-81

BIG TEN

79 Paul Morrow	1952-53
75 Tony Stracka	1952-53
71 Claude Gregory	1979-80
70 Keith Mitchell	1981-82
68 Joe Chrnlich	1978-79
67 Bill Pearson	1977-78

MOST ASSISTS

118 Wes Matthews	1979-80
111 Mike Heineman	1984-85
106 Wes Matthews	1978-79
100 Mike Heineman	1985-86
99 Marshall Markham	1950-51

BIG TEN

83 Marshall Markham	1950-51
81 Mike Heineman	1985-86
72 Wes Matthews	1978-79
70 Mike Heineman	1984-85
64 Arnold Gaines	1977-78

MOST STEALS

53 Wes Matthews	1978-79
45 Claude Gregory	1978-79
43 Scott Roth	1983-84
42 Wes Matthews	1979-80
39 John Bailey	1980-81

BIG TEN

30 Wes Matthews	1978-79
29 Claude Gregory	1978-79
29 Scott Roth	1983-84
25 John Bailey	1981-82
24 Arnold Gaines	1977-78

MOST POINTS

571 Rick Olson	1985-86
570 Clarence Sherrrod	1970-71
550 Claude Gregory	1980-81
549 Wes Matthews	1979-80
544 Joe Franklin	1967-68

BIG TEN


367 Rick Olson	1985-86
364 Claude Gregory	1980-81
360 Dale Koehler	1975-76
347 Clarence Sherrrod	1969-70
345 Clarence Sherrrod	1970-71

MOST REBOUNDS


344 Jim Clinton	1950-51
334 Joe Franklin	1967-68
306 Jack Brens	1962-63
301 Kim Hughes	1972-73
290 Paul Morrow	1951-52

BIG TEN


222 Jim Clinton	1950-51
194 Joe Franklin	1967-68
191 Joe Franklin	1966-67
177 Jack Brens	1962-63
176 Dale Koehler	1975-76
176 Brad Sellers	1981-82




JOE CHRNLICH



CLARENCE SHERROD



JOE FRANKLIN



WES MATTHEWS

WISCONSIN INDIVIDUAL SINGLE GAME RECORDS

MOST FIELD GOALS

- 17 Rick Olson vs. San Francisco State 12/2/85
- 16 Bob Litzow vs. Indiana 2/10/58
- 15 Ken Barnes vs. Indiana 3/8/65
- 15 Joe Franklin vs. Michigan 1/6/68
- 15 Joe Franklin vs. Mich. State 1/16/68
- 15 Chuck Nagle vs. Purdue 3/2/68
- 15 Clarence Sherrod vs. Eastern Ill. 12/1/70
- 15 Dale Koehler vs. Iowa 2/1/75
- 15 Dale Koehler vs. Michigan 2/2/76
- 15 Rick Olson vs. Purdue 1/19/85
- 15 Rick Olson vs. Michigan State 1/30/86

BEST FIELD GOAL PERCENTAGE (10 Att.)

- .923 Al Henry vs. Minnesota (12-13) 1/13/70
- .909 Scott Roth vs. New Mexico (10-11) 12/29/84
- .900 Larry Petty vs. Illinois (9-10) 1/18/79
- .875 Leon Howard vs. Mich. St. (14-16) 1/20/73
- .846 Walter Holt vs. Rice (11-13) 12/16/57
- .846 Wes Matthews vs. Morgan St. (11-13) 12/23/79

MOST REBOUNDS

- 30 Paul Morrow vs. Purdue 1/3/53
- 27 Joe Franklin vs. Purdue 3/2/68
- 26 Mark Zubor vs. Gonzaga 12/17/63
- 25 Joe Chrnlich vs. St. Mary's (CA) 12/2/76
- 23 Curt Mueller vs. Northwestern 3/3/56
- 23 Jack Brens vs. St. John's 1/26/63
- 23 Ken Barnes vs. Indiana 3/8/65
- 23 Joe Franklin vs. Illinois 12/19/66

MOST ASSISTS

- 13 Wes Matthews vs. Army 12/30/79
- 11 Dick Cable vs. California 12/20/52
- 11 Jim Smith vs. Northwestern 2/19/77
- 11 Joe Chrnlich vs. Canisius 12/3/77
- 11 Wes Matthews vs. Northwestern 2/24/79
- 11 Mike Heineman vs. Northwestern 3/9/85

MOST POINTS

- 42 Ken Barnes vs. Indiana 3/8/65
- 39 Rick Olson vs. Michigan 1/14/84
- 38 Joe Franklin vs. Michigan State 1/16/68
- 38 Dale Koehler vs. Iowa 2/1/75
- 37 Chuck Nagle vs. Michigan 3/4/67
- 36 Dale Koehler vs. Michigan 2/2/76

MOST FIELD GOAL ATTEMPTS

- 37 Don Rehfeldt vs. Iowa 2/28/49
- 32 Don Rehfeldt vs. Iowa 2/18/50
- 32 Bob Litzow vs. Indiana 2/10/58
- 31 Don Rehfeldt vs. UCLA 12/23/48
- 30 Bob Litzow vs. Ohio State 1/21/56

MOST FREE THROWS

- 17 Dale Koehler vs. Loyola (Chi.) 12/6/75
- 15 Paul Morrow vs. Michigan 2/21/53
- 15 Bill Pearson vs. Northwestern 2/18/78
- 14 Clarence Sherrod vs. Tulane 12/19/70
- 14 Rick Olson vs. Purdue 2/13/86
- 13 Joe Franklin vs. Michigan 1/10/67
- 13 Leon Howard vs. Illinois 2/10/73
- 13 Claude Gregory vs. Marquette 3/10/81


MOST FREE THROW ATTEMPTS

- 24 Paul Morrow vs. Michigan 2/21/53
- 23 Dale Koehler vs. Loyola (Chi.) 12/6/75
- 19 Joe Franklin vs. Michigan 1/10/67
- 18 Joe Franklin vs. Northwestern 3/9/68
- 17 Ron Jackson vs. Iowa 1/6/62


- 17 Jack Brens vs. Indiana 2/12/62
- 17 Ken Siebel vs. Indiana 2/12/62
- 17 Leon Howard vs. Illinois 2/10/73

BEST FREE THROW PERCENTAGE (10 ATT.)


- 1.000 Rick Olson vs. Purdue (14-14) 2/13/86
- 1.000 Dick Miller vs. Illinois (12-12) 1/9/56
- 1.000 Clarence Sherrod vs. Ohio State (12-12) 2/24/70
- 1.000 Scott Roth vs. Washington State (12-12) 12/1/84
- 1.000 Rod Ripley vs. Marquette (12-12) 11/30/85
- 1.000 Clarence Sherrod vs. Illinois (11-11) 2/23/71
- 1.000 Leon Howard vs. Iowa (11-11) 2/27/71
- 1.000 Clarence Sherrod vs. Minnesota (11-11) 3/4/71
- 1.000 Wes Matthews vs. Cleveland St. (11-11) 12/22/79
- 1.000 Dick Miller vs. Minnesota (11-11) 2/21/55
- 1.000 Ron Weisner vs. LSU (10-10) 12/19/53




ALBERT HENRY



DICK CABLE



DALE KOEHLER



PAUL MORROW

WISCONSIN TEAM SINGLE GAME RECORDS

MOST FIELD GOALS

- 48 vs. Gonzaga 12/17/63
- 48 vs. Southern Methodist 12/9/67
- 44 vs. West Virginia 12/18/65
- 44 vs. Illinois 3/11/67
- 44 vs. Eastern Illinois 12/1/70

MOST FIELD GOAL ATTEMPTS

- 113 vs. Michigan State 1/6/64
- 111 vs. Michigan Tech 12/5/70
- 102 vs. South Dakota 12/9/72
- 99 vs. Northern Michigan 12/11/71
- 97 vs. West Virginia 12/18/65

BEST FIELD GOAL PERCENTAGE

- .744 vs. Army (32-43) 12/30/79
- .687 vs. Northern Illinois (33-48) 12/18/84
- .667 vs. New Mexico (32-48) 12/29/84
- .647 vs. Purdue (33-51) 1/19/85
- .632 vs. Texas A&M (31-49) 12/28/84
- .625 vs. Michigan State (40-64) 1/20/73

MOST FREE THROWS

- 41 vs. Illinois 1/1/55
- 40 vs. Minnesota 1/12/53
- 37 vs. Michigan 2/21/53
- 34 vs. Arizona 12/30/66
- 33 vs. Illinois 2/19/55

- 33 vs. Iowa 1/6/62
- 33 vs. Indiana 2/12/62

MOST FREE THROW ATTEMPTS

- 61 vs. Michigan 2/21/53
- 54 vs. Illinois 1/1/55
- 50 vs. Indiana 2/12/62
- 48 vs. Minnesota 1/12/53
- 48 vs. Michigan State 3/9/53

BEST FREE THROW PERCENTAGE

- 1.000 vs. Purdue (22-22) 2/7/76
- 1.000 vs. Southern Illinois (12-12) 12/3/83
- .950 vs. Michigan State (19-20) 2/27/65

- .947 vs. Michigan State (18-19) 2/19/66
- .941 vs. Ohio University (16-17) 12/15/70
- .935 vs. Michigan State (29-31) 3/1/54

MOST REBOUNDS

- 79 vs. Michigan Tech 12/5/70
- 74 vs. South Dakota 12/9/72
- 74 vs. Washington (St. Louis) 12/11/73

MOST POINTS

- 120 vs. Southern Methodist 12/9/67
- 115 vs. Gonzaga 12/17/63
- 114 vs. Michigan Tech 12/5/70
- 113 vs. Iowa 2/9/74
- 110 vs. Northwestern 2/21/67

WISCONSIN TEAM SINGLE SEASON RECORDS

MOST FIELD GOALS

814 in 1985-86
803 in 1984-85
793 in 1961-62
792 in 1970-71
783 in 1975-76
783 in 1979-80

BIG TEN

535 in 1975-76
519 in 1974-75
506 in 1976-77
502 in 1985-86
495 in 1978-79

MOST FIELD GOAL ATTEMPTS

1915 in 1963-64
1831 in 1970-71
1818 in 1974-75
1812 in 1961-62
1808 in 1975-76

BIG TEN

1258 in 1975-76
1253 in 1974-75
1231 in 1952-53
1184 in 1976-77
1154 in 1963-64

BEST FIELD GOAL PERCENTAGE

.488 in 1984-85
.483 in 1985-86
.471 in 1983-84
.470 in 1979-80
.461 in 1980-81

BIG TEN

.477 in 1985-86
.473 in 1973-74
.460 in 1984-85
.457 in 1980-81
.457 in 1983-84

MOST FREE THROWS

495 in 1954-55
486 in 1953-54
473 in 1952-53
463 in 1970-71
457 in 1966-67
457 in 1979-80

BIG TEN

378 in 1952-53
345 in 1954-55
324 in 1953-54
291 in 1966-67
291 in 1977-78

MOST FREE THROW ATTEMPTS

717 in 1952-53
695 in 1953-54
693 in 1954-55
666 in 1961-62
658 in 1966-67
658 in 1970-71

BIG TEN

565 in 1952-53
479 in 1954-55
456 in 1953-54
419 in 1977-78
418 in 1955-56

BEST FREE THROW PERCENTAGE

.758 in 1983-84
.743 in 1984-85
.733 in 1985-86
.725 in 1982-83
.718 in 1975-76

BIG TEN

.764 in 1983-84
.745 in 1984-85
.738 in 1973-74
.736 in 1969-70
.722 in 1954-55

MOST REBOUNDS

1268 in 1970-71
1245 in 1972-73
1207 in 1966-67
1196 in 1962-63
1177 in 1961-62

BIG TEN

776 in 1975-76
775 in 1974-75
741 in 1976-77
722 in 1970-71
714 in 1962-63

BEST REBOUND AVERAGE

52.8 in 1970-71
51.9 in 1972-73
50.3 in 1966-67
50.0 in 1950-51
49.8 in 1962-63

BIG TEN

51.6 in 1970-71
51.0 in 1962-63
50.1 in 1966-67
48.8 in 1961-62
47.5 in 1963-64

MOST POINTS

2047 in 1970-71
2032 in 1961-62
2023 in 1979-80
1997 in 1975-76
1996 in 1985-86

BIG TEN

1338 in 1975-76
1265 in 1977-78
1264 in 1976-77
1260 in 1974-75
1237 in 1978-79

BEST OFFENSIVE SCORING AVERAGE

86.3 in 1970-71
84.7 in 1961-62
81.9 in 1963-64
81.8 in 1966-67
80.1 in 1967-68

BIG TEN

84.8 in 1966-67
84.1 in 1970-71
83.6 in 1961-62
81.6 in 1969-70
78.6 in 1963-64

LEAST POINTS ALLOWED AVERAGE

52.6 in 1949-50
56.9 in 1950-51
60.0 in 1951-52
61.9 in 1952-53
63.3 in 1953-54

BIG TEN

55.0 in 1949-50
57.4 in 1950-51
60.3 in 1951-52
62.4 in 1952-53
65.3 in 1979-80

LEAST REBOUNDS ALLOWED AVERAGE

30.5 in 1983-84
31.8 in 1979-80
32.7 in 1980-81
33.5 in 1954-55
33.8 in 1985-86

BIG TEN

30.0 in 1983-84
31.9 in 1979-80
32.3 in 1980-81
33.1 in 1985-86
33.6 in 1978-79

MISCELLANEOUS RECORDS

TEAM

MOST CONSECUTIVE FREE THROWS SINGLE GAME—23 vs. Michigan State 3/1/54
MOST ASSISTS SINGLE GAME—33 vs. Northwestern 3/7/53
MOST FOULS COMMITTED SINGLE GAME—33 vs. Notre Dame 12/4/65
LARGEST MARGIN OF VICTORY—70 vs. Beloit (80-10) 1/7/05
LARGEST MARGIN OF DEFEAT—53 vs. Indiana (114-61) 1/31/76; vs. Iowa (101-48) 2/10/86
LONGEST WINNING STREAK—29 games (15-0 in 1911-12 and first 14 in 1912-13)
LONGEST WINNING STREAK AT HOME—32 games (March 8, 1911 to January 8, 1915)
LONGEST LOSING STREAK—14 games (January 8, 1976 to February 26, 1976)
LARGEST ATTENDANCE SINGLE GAME—23,266 at Lexington, KY 11/27/76 (vs. Kentucky)
LARGEST ATTENDANCE BIG TEN GAME—19,165 at Chicago Stadium 2/15/47 (vs. Northwestern)
LARGEST HOME ATTENDANCE—14,000 vs. Pittsburgh 3/22/41 (equalled five other times)
LARGEST HOME SEASON ATTENDANCE—150,000 in 1948-49 (12 games)
LARGEST TOTAL SEASON ATTENDANCE—271,040 in 1984-85 (28 games)


INDIVIDUAL

BEST SCORING AVERAGE ENTIRE CAREER—19.6 by Clarence Sherrod 1968-71
BEST SCORING AVERAGE BIG TEN CAREER—21.1 by Clarence Sherrod 1968-71
BEST SCORING AVERAGE SINGLE SEASON—23.8 by Clarence Sherrod 1970-71
BEST SCORING AVERAGE BIG TEN SEASON—24.8 by Clarence Sherrod 1970-71
CONSECUTIVE FREE THROWS (ANY GAMES)—35 by Wes Matthews 12/12/79-1/5/80
CONSECUTIVE FREE THROWS (BIG TEN)—36 by Rick Olson 1984-85
CONSECUTIVE FREE THROWS START OF CAREER—14 by Martin Gharrity 1959-60


LEADING WISCONSIN SCORERS 1939-1986

	All Games	Big Ten		All Games	Big Ten		All Games	Big Ten
1939—Dave Dupee	154	98*	1957—Bob Litzow	355	239	1974—Kim Hughes	367	201
1940—Gene Englund	199	139*	1958—Bob Litzow	324	209	1974—Gary Anderson	325	214
1941—Gene Englund	304	162*	1959—Bob Barneson	259	158	1975—Bruce McCauley	418	300
1942—John Kotz	325	242*	1960—Marty Gharrity	312	167	1976—Dale Koehler	505	360**
1943—John Kotz	308	156*	1960—Tom Hughbanks	312	189	1977—James Gregory	429	312**
1944—Ray Patterson	295	193*	1961—Tom Hughbanks	301	172	1978—Arnold Gaines	294	260**
1945—Ray Patterson	225	137*	1962—Ken Siebel	392	282	1979—Wes Matthews	499	338**
1946—Bob Cook	289	169*	1963—Jack Brens	425	245	1980—Wes Matthews	549	316**
1947—Bob Cook	323	187*	1964—Ken Gustafson	359	174	1980—Claude Gregory	534	319**
1948—Bob Cook	235	146*	1965—Mark Zubor	345	206	1981—Claude Gregory	550	364**
1949—Don Rehfeldt	381	229*	1966—Ken Gustafson	333	185	1982—Brad Sellers	378	255**
1950—Don Rehfeldt	436	265*	1967—Chuck Nagle	463	304	1983—vacated	511	338**
1951—Ab Nicholas	366	266	1968—Joe Franklin	544	342	1984—vacated	529	348**
1952—Ab Nicholas	361	235	1969—James Johnson	462	255	1985—Scott Roth	513	328**
1953—Paul Morrow	352	275**	1970—Clarence Sherrod	538	347	1986—Rick Olson	571	367**
1954—Dick Cable	301	203	1971—Clarence Sherrod	570	345			
1955—Dick Cable	442	257	1972—Leon Howard	378	242			
1956—Dick Miller	429	290	1973—Leon Howard	431	263			

*12 Games † 15 Games
 **18 Games All Remaining Years 14 Games played




WISCONSIN ALL-AMERICANS




1905
CHRIS STEINMETZ




1916
GEORGE LEVIS
FORWARD




1930
HAROLD (BUD) FOSTER
GUARD



1941
GENE ENGLUND
FORWARD



1942
JOHN KOTZ
FORWARD



1950
DON REHFELDT
CENTER

WISCONSIN BASKETBALL AWARDS

WISCONSIN ALL-CONFERENCE PLAYERS

1907—Charles Scribner, forward*
1907—Arthur Frank, guard*
1908—Hugh Harper, guard
1908—Helfner Swenholt, forward*
1911—Wallie Scoville, guard
1912—Wallie Scoville, guard
1912—Otto Stangel, forward
1913—John Van Riper, guard*
1913—Gene Van Ghent, center*
1913—Carl Harper, guard*
1913—Allen Johnson, forward*
1914—Gene Van Ghent, center*
1914—Carl Harper, guard*
1915—George Levis, forward
1916—George Levis, forward
1916—William Chandler, center
1916—Harold Olson, guard
1917—William Chandler, center
1917—Harold Olson, guard
1917—Paul Meyers, guard
1923—Gus Tebell, guard
1923—Rollie Williams, guard
1924—Marshall Diebold, guard
1925—Marshall Diebold, guard
1928—George Hotchkiss, guard
1929—Harold E. Foster, center*
1929—Ed Chmielewski, guard
1930—Harold E. Foster, center
1930—Ed Chmielewski, guard
1934—Rolf 'Chub' Poser, guard
1935—Rolf 'Chub' Poser, guard
1935—Gil McDonald, guard
1938—Hod Powell, forward
1940—Gene Englund, center
1941—Gene Englund, center
1941—John Kotz, forward
1942—John Kotz, forward
1943—Ray Patterson, center (2nd)
1944—Ray Patterson, center (2nd)
1944—Russ Wendland, guard (2nd)
1946—Bobby Cook, forward (hm)
1947—Glen Selbo, guard
1947—Walt Lautenbach, guard
1947—Bob Cook, forward
1948—Bob Cook, forward
1949—Don Rehfeldt, center
1950—Don Rehfeldt, center
1951—Ab Nicholas, guard
1952—Ab Nicholas, guard
1968—Joe Franklin, forward
1984—vacated

* Also All-Western choice

ALL-CONFERENCE ACADEMIC

1967—Chuck Nagle
1970—Clarence Sherrid
1972—Lee Oler
1974—Gary Anderson
1978—Bill Pearson
1985—Rod Ripley
1986—Rod Ripley

OSMAN "OZ" FOX MEMORIAL TROPHY MOST VALUABLE PLAYER (GYRO CLUB)

1941—Gene Englund, center*
1942—John Kotz, forward*
1943—Bob Sullivan, forward
1944—Ray Patterson, center
1945—Ray Patterson, center
1946—Robert Cook, forward
1947—Glen Selbo, guard*
1948—Robert Cook, forward
1949—Don Rehfeldt, center
1950—Don Rehfeldt, center*
1951—Ab Nicholas, guard
1952—Ab Nicholas, guard
1953—Charles Siefert, guard
1954—Paul Morrow, center
1955—Richard Cable, forward
1956—Dick Miller, guard
1957—Bob Litzow, forward
1958—Walter Holt, guard
1959—Bob Barneson, forward
1960—Fred Clow, center
1961—Ken Siebel, forward
1962—Ken Siebel, forward
1963—Ken Siebel, forward
1964—Ken Gustafson, forward
1965—Jim Bohlen, guard
1966—Paul Morenz, guard
1967—Joe Franklin, forward
1968—Joe Franklin, forward
1969—James Johnson, forward
1970—Albert Henry, center
1971—Glen Richgels, center
1972—Leon Howard, forward
1973—Leon Howard, forward and Kim Hughes, center
1974—Gary Anderson, guard and Kim Hughes, center
1975—Dale Koehler, forward
1976—Dale Koehler, forward
1977—Bob Falk, guard
1978—Arnold Gaines, guard
1979—Wes Matthews, guard
1980—Joe Chernelich, forward
1981—Claude Gregory, forward
1982—John Bailey, guard
1983—vacated
1984—vacated
1985—Scott Roth, forward
1986—Rick Olson, guard

* Also won Big Ten Trophy

GOODMAN BROTHERS REBOUNDING TROPHY

1966—Joe Franklin, forward	235
1967—Joe Franklin, forward	289
1968—Joe Franklin, forward	334
1969—James Johnson, forward	210
1970—Al Henry, center	265
1971—Glen Richgels, center	254
1972—Kim Hughes, center	239
1973—Kim Hughes, center	301
1974—Kim Hughes, center	266
1975—Dale Koehler, forward-center	213
1976—Dale Koehler, forward	263
1977—James Gregory, forward	268
1978—Joe Chernelich, forward	182
1979—Claude Gregory, forward	236

1980—Claude Gregory, forward	254
1981—Claude Gregory, forward	249
1982—Brad Sellers, forward	254
1983—Brad Sellers, forward	219
1984—vacated	243
1985—J.J. Weber, forward	162
1986—Rod Ripley, forward	194

JIMMY DEMETRAL FREE THROW TROPHY

1965—Ken Barnes, forward	.738(62 of 84)
1966—Mike Carlin, guard	.778(70 of 90)
1967—Mike Carlin, guard	.852(46 of 54)
1968—Mike Carlin, guard	.800(56 of 70)
1969—Chuck Nagle, forward	.841(53 of 63)
1970—Clarence Sherrid, guard	.832(168 of 202)
1971—Lee Oler, guard	.831(49 of 59)
1972—Lee Oler, guard	.792(84 of 106)
1973—Kerry Hughes, forward	.773(51 of 66)
1974—Marcus McCoy, forward	.837(41 of 49)
1975—Bruce McCauley, guard	.784(98 of 125)
1976—Bill Pearson, forward	.833(45 of 54)
1977—James Gregory, forward	.698(97 of 139)
1978—Bill Pearson, forward	.779(64 of 75)
1979—Wes Matthews, guard	.784(109 of 139)
1980—Wes Matthews, guard	.888(127 of 143)
1981—Claude Gregory, forward	.752(152 of 202)
1982—John Bailey, guard	.737(56 of 76)
1983—Brad Sellers, forward	.828(82 of 99)
1984—Rick Olson, guard	.894(59 of 66)
1985—Rick Olson, guard	.890(73 of 82)
1986—Rick Olson, guard	.882 (97 of 110)

ED SCHMITZ FRESHMAN ACHIEVEMENT AWARD

1966—Tom Mitchell, guard
1967—Dave Zink, forward
1968—Jim DeCremer, center
1969—Lee Oler, forward-center
1970—Leon Howard, forward
1971—Gary Anderson, guard
1972—Tim Paterick, guard
1973—Dale Koehler, forward
1974—Pete Brey, forward
1975—Bill Pearson, forward
1976—Mark Newburg, center
1977—Joe Chernelich, forward
1978—Claude Gregory, forward
1979—James Smith, forward
1980—Greg Dandridge, guard
1981—James Hildebrand, forward
1982—Brad Sellers, forward
1983—Rick Olson, guard
1984—Mike Heineman, guard
1985—Shelton Smith, Jr., guard
1986—Tom Molaski, guard-forward

WISCONSIN BASKETBALL "W" AWARD WINNERS

(CAREER POINT TOTALS GIVEN FOR THOSE WHO GRADUATED AFTER 1940).

PLAYER	YEAR	GAMES	FG	FT	PTS
Adams, James R.	1911				
Adams, Lloyd	1970	17	71	45	187
Affeldt, George	1943	6	1	1	3
Alwin, Robert H.	1940, '41, '42c				
Anderson, Dean	1976	11	12	3	27
Anderson, Gary	1972, '73, '74	66	295	82	672
Anderson, George	1914				
Anderson, Orrin	1925				
Anderson, Peter R.	1951, '52	36	66	34	166
Anderson, Walter R.	1939, '40cc				
Andrews, Charles	1926, '27, '28				
Arthur, Frank	1907				
Aslakson, Charles	1965	26	21	11	53
Bachman, Willis D.	1945				
Badura, Robert	1955, '56	22	24	16	64
Bailey, John	1979, '80, '81, '82cc	88	313	125	751
Bain, Frank	1925				
Barao, Thomas	1970	18	33	12	78
Barlow, Millard M.	1919				
Barnard, Samuel	1958	15	39	26	104
Barnes, Kenneth	1964, '65, '66	63	249	122	620
Barnes, Robert	1985	25	49	19	117
Barneson, Robert	1958, '59c, '60c	67	260	143	663
Barnum, Rollie	1925, '26, '27cc				
Bartlett, Edwin B.	1902, '03				
Barwig, Byron P.	1923, '24, '25				
Baumgarten, David	1971	8	4	3	11
Behr, Louis	1926, '27, '28c				
Bell, Byron O.	1937, '38, '39cc				
Bencriscutto, Fred M.	1950, '51	27	29	29	87
Bender, John S.	1933				
Bickelhaupt, William V.	1910				
Biggs, James	1959, '60, '61c	41	99	51	249
Birch, Albert	1909, '10, '11c				
Birch, Frank V.	1918				
Bishop, Warren J.	1900, '01				
Blackwell, Cory	1982, '83, '84	83	563	278	1405
Bloor, James L.	1946	10	6	6	18
Bohen, James	1963, '64, '65	62	191	108	490
Borland, Glenn F.	1956, '57c, '58c	52	135	65	335
Bowers, Dale B.	1949	13	6	9	21
Bradley, Morris	1941m				
Breitkreutz, Emil W.	1904, '05				
Brens, John	1962, '63, '64	55	325	151	801
Brey, Peter	1975, '76, '77c	74	66	45	177
Brock, Harold W.	1918				
Brooks, Henry L.	1925, '26c				
Buechl, William K.	1951	22	10	10	30
Bunke, Richard M.	1945	9	12	8	32
Burdick, William C.	1899, 1900				
Burlington, Keith	1968, '69	34	60	15	135
Burks, Frank	1960	8	40	11	91

PLAYER	YEAR	GAMES	FG	FT	PTS
Bush, James	1904, '05, '06c				
Cable, Richard W.	1952, '53, '54, '55c	82	432	316	1180
Cannon, Patrick	1971	7	0	2	2
Carlin, Michael	1966, '67, '68cc	72	261	172	694
Carlson, George N.	1918				
Carpenter, Edward E.	1952c	27	33	28	94
Cartwright, Calvin	1977m				
Cary, David	1983	2	0	0	0
Ceaser, Carl F.	1920, '21, '22				
Chandler, William	1916, '17, '18c				
Chimelewski, Ed	1929, '30, '31cc				
Chrnulich, Joseph	1977, '78, '79cc, '80cc	109	465	241	1171
Clark, Joe	1983m, '84m				
Clinton, James E.	1951, '55	42	124	68	316
Clow, Fred	1958, '59, '60	53	109	72	290
Colbert, Brian	1975, '76	52	143	65	351
Conlon, Dennis	1970, '71cc	48	97	54	248
Cook, Robert B.	1946, '47, '48	62	323	201	847
Coyne, William	1937				
Crawley, Gerald	1958m				
Dahlke, Charles	1951, '52	40	54	38	146
Daly, Michael C.	1953, '54	22	17	19	53
Dandridge, Greg	1980, '81, '82, '83c	99	78	51	207
Davis, Ernest D.	1937, '38				
Davis, George C.	1922m				
Dean, Harry	1952m				
DeCremer, James	1970, '71	30	41	16	98
DeMark, Nick R.	1934, '35, '36				
DeMerit, John	1957	17	9	15	33
Deppe, Ted					
Dick, Donald P.	1944	17	32	18	82
Diebold, Marshall J.	1923, '24, '25c				
Dougan, Trevor C.	1926				
Downs, Edward H.	1943	11	2	1	5
Doyle, John F.	1928, '29cc				
Draws, Kevin	1986m				
Drayton, Dwight	1970	9	6	0	12
Drevich, Sherwyn A.	1949m				
Dupee, David	1937, '38, '39cc				
Dutrisac, Richard	1959, '61	41	102	30	234
Dykstra, Clarence	1944	19	24	18	66
Ellerman, Raymond H.	1928, '29				
Elsom, Kendall A.	1923, '24				
Englund, Gene	1939, '40, '41c	61	191	162	544
Englund, Gene Jr.	1962	16	11	4	26
Epperson, Charles O.	1940, '41				
Falk, Robert	1975, '76, '77	71	226	102	554
Falls, Richard H.	1947, '48	23	5	7	17
Fanning, Willis M.	1920				
Farber, Maurice	1929, '30				
Farwell, Knight D.	1924				
Faurote, Gerald	1976, '77	8	0	1	1



GARY ANDERSON



JOHN BAILEY



KEN BARNES



BOB BARNESON



JACK BRENs



DICK CABLE



MIKE CARLIN



JOE CHRNUlich

PLAYER	YEAR	GAMES	FG	FT	PTS
Floden, Tuve J.	1915				
Folz, Daniel J.	1953, '54, '55, '56	50	63	92	218
Forbes, James	1954m				
Fossum, Bruce G.	1948, '49	26	6	15	27
Foster, Harold	1928, '29, '30c				
Franklin, Joseph	1966, '67, '68cc	72	459	297	1215
Frasor, Robert	1970, '71, '72c	70	199	144	542
Frey, Mannie E.	1937, '38				
Froelich, Gustav J.	1934m				
Fuller, Gordy	1935, '36, '37c				
Gage, Leslie R.	1922, '23				
Gaines, Arnold	1977, '78, '79cc, '80	103	312	114	738
Gallagher, John F.	1939, '40				
Gallagher, Robert E.	1944	8	8	3	19
Galle, Fred L.	1927				
Gardner, Thomas	1966	29	19	10	48
Garrott, William W.	1935				
Gharrity, Martin	1960	33	147	93	387
Gibson, Douglas N.	1922, '23, '24				
Gilbert, Thomas	1935m				
Glasson, Lancelot L.	1944m				
Gloor, Andy	1981m, '82m				
Gnoza, Edmund P.	1940m				
Godfrey, Roger K.	1953, '54	9	1	4	6
Goering, Vince	1945	12	16	5	37
Golston, Carl	1982	27	97	49	243
Grams, David	1963, '64	48	132	23	287
Greenway, Gary	1976m				
Gregory, Claude	1978, '79, '80, '81	110	656	433	1745
Gregory, James	1977, '78	39	226	119	571
Grimm, Kurt	1944, '45, '46	36	10	9	29
Griswold, Harry	1930, 31, '32				
Gross, Raymond	1957, '58, '59	60	143	91	377
Gunz, Ted	1942m				
Gustafson, Kenneth	1964, '65, '66cc	70	363	195	921
Gwyn, Thomas	1961, '62, '63c	72	260	123	643
Haarlow, Robert R.	1946, '47, '48, '49	61	86	80	252
Haas, Mel	1914, '15, '16c				
Hackbart, Dale	1959	10	15	10	40
Hamann, Ray H.	1933, '34, '35				
Hansen, Jeff	1984m, '85m, '86m				
Hardy, Emir	1975	26	15	10	40
Harget, Edmund G.	1926				
Harper, Carl S.	1912, '13, '14				
Harper, Hugh A.	1906, '08, '10				
Harris, Bob R.	1937				
Hastings, Daniel	1978, '79, '80, '81c	105	214	66	494
Haukedahl, Stanley G.	1937				
Hearden, Donald	1962, '63, '64	66	262	118	642
Heifetz, Stu	1980m, '81m, '82m				
Heineman, Michael G.	1984, '85, '86	74	163	125	451
Helmholz, Henry F.	1900, '02				

PLAYER	YEAR	GAMES	FG	FT	PTS
Hemming, Victor E.	1917				
Henderson, Dwight F.	1912				
Hendrickson, Eino	1967, '68, '70	27	30	31	91
Henry, Albert	1969, '70c	45	216	96	528
Herreid, Carl P.	1952	11	3	2	8
Hertz, Gilman W.	1943, '47	27	10	10	30
Higbie, Nathan B. Jr.	1919m				
Hippen, Jack	1982, '83, '84, '85	59	24	15	63
Hirshberg, Walter	1899c, 1900c, '01c				
Holcomb, Douglas M.	1947	6	1	0	2
Hollinger, Robert	1945	7	1	0	2
Holt, Walter	1957, '58	50	163	105	431
Hotchkiss, George H.	1926, '27, '28				
Howard, Leon	1971, '72, '73c	70	433	299	1165
Hughbanks, Thomas	1960, '61, '62c	71	347	152	846
Hughes, Kerry	1972, '73, '74	69	300	118	718
Hughes, Kim	1972, '73, '74c	72	412	155	979
Hume, John P.	1929m				
Hunegs, Steve	1982m				
Jackson, Ronald	1961, '62	25	172	111	455
Jackson, Trent	1986	13	35	5	75
Jacobson, Steve	1982cc	11	3	0	6
Jefferson, Ivan	1959	22	52	35	139
Jenson, Bo	1981m, '82m				
Jenkins, Robert	1978, '79, '80	34	10	8	28
Johnson, Allen	1912, '13				
Johnson, Bobbie	1963, '64	38	88	50	226
Johnson, James	1967, '68, '69cc	72	423	301	1147
Johnson, Richard E.	1937m				
Johnson, Robb	1966, '67	32	27	7	61
Johnson, Robert A.	1975, '76	47	97	58	252
Johnson, Silas G., Jr.	1951, '52	35	25	20	70
Johnson, William E.	1944, '45	46	110	71	291
Jones, Charles W.	1935, '36, '37				
Jorgensen, Richard	1955, '56c	51	88	119	295
Kaczkowski, John	1986m				
Knake, Robert J.	1933, '34				
Knapp, Harold	1918, '19, '20, '21c				
Koehler, Dale	1973, '74, '75c, '76c	78	478	244	1200
Korth, John	1983	2	0	0	0
Kotz, John	1941, '42, '43c	65	318	201	837
Kowalszyk, Henry	1927, '29				
Kranick, Lewis G.	1936m				
Kreklow, Mike	1980, '81	50	34	38	106
Krueger, Robert H.	1943, '47	19	8	14	30
Kuckkahn, Todd	1980m.				
Kuechenmeister, Hugo	1914				
Kulas, Brian	1957, '58, '59	54	237	123	597
Lange, E.O.	1914, '15c				
Larson, LaVerne	1928m				
Laszewski, Jay	1983, '84, '85, '86	86	88	32	208
Lautenbach, Walter H.	1942, '43, '47c	20	71	17	159



BOB COOK



ARNOLD GAINES



CLAUDE GREGORY



KEN GUSTAFSON



TOM GWYN



DON HEARDEN



LEON HOWARD



TOM HUGHBANKS



KERRY HUGHES

PLAYER	YEAR	GAMES	FG	FT	PTS
Leichtfuss, David	1957	13	20	12	52
Lester, William P.	1917m				
Levis, George	1915, '16, '17cc				
Lindemann, Walter	1908				
Litzow, Robert	1956, '57, '58	66	418	102	938
Lotzer, Mark	1976	13	1	6	8
Luchsinger, Robert	1973, '74, '75	46	82	29	193
Lynch, John E.	1941, '42	17	0	2	2
Mack, Thomas	1955, '56	27	9	14	32
Mader, Robert E.	1947, '48, '49, '50c	76	126	147	399
Maisel, Lawrence J.	1918				
Manwaring, Craig	1972	12	9	7	25
Mapel, Charles J.	1902				
Markham, Marshall	1949, '50, '51	52	124	81	329
Mathews, Eugene R.	1945, '46c	39	46	37	129
Matthews, Wesley	1978, '79, '80	69	489	273	1251
Matthusen, Carl H.	1929, '30				
Mayberry, Craig	1969, '70	41	92	53	237
McCallum, James	1967, '68	44	99	56	254
McCauley, Bruce	1973, '74, '75	61	223	138	584
McConochie, Stewart	1903, '04				
McClintock, Mike	1985m, '86m				
McCoy, Marcus (Larry)	1973, '74, '75	73	302	113	717
McDonald, Gilbert E.	1933, '34, '35				
McIntosh, Charles	1917				
McIntosh, Clarence W.	1919, '23				
Menzel, Exner	1946, '47	43	110	101	321
Merkel, Ralph	1925, '26, '27cc				
Meyers, Paul D.	1916, '17				
Millen, Fred	1931, '32				
Miller, David	1983, '84	52	144	90	378
Miller, Fred W.	1932, '33				
Miller, Godfrey J.	1925				
Miller, Lycan W.	1927, '28, '29				
Miller, Richard E.	1954, '55, '56	57	269	246	784
Miller, William	1967	7	1	1	3
Mills, David	1959	18	15	3	33
Mills, Edward R.	1943, '47, '48c	39	91	74	246
Mitchell, Keith	1979, '80, '81, '82	98	74	33	181
Mitchell, Lee	1935, '36, '37				
Mitchell, Thomas	1967, '68, '69	69	77	65	219
Moore, Earl J.	1948, '49, '50	47	39	30	108
Morenz, Paul	1965, '66	51	100	46	246
Morrow, J. Paul	1952, '53, '54	66	299	307	905
Mott, James A.	1951m				
Mueller, Curtis	1954, '55, '56	54	148	117	413
Murray, Richard	1959, '60	42	95	24	214
Myers, Peter C.	1953m				
Nagle, Charles	1967, '68, '69	72	438	188	1064
Nelson, Charles E., Jr.	1927m				
Nelson, Douglas E.	1930, '31, '32				
Nelson, George B.	1926, '27, '28				
Neprud, Carl	1912				
Newburg, Mark	1976, '77, '79, '80	42	18	13	49
Nicholas, Albert	1950, '51, '52	66	352	278	982
Nickoli, Robert F.	1946	11	9	10	28
Niemuth, Wallace E.	1946, '48	12	11	13	35
Nord, Ronald	1950	13	1	4	6
Oaks, Leroy	1932				
O'Brian, Leland	1944	4	4	2	10

PLAYER	YEAR	GAMES	FG	FT	PTS
Ockershauser, Karl F.	1934				
Oler, Lee	1970, '71, '72	70	268	168	704
Olson, Harold	1915, '16, '17cc				
Olson, Rick	1983, '84, '85, '86	112	729†	260	1736
Olson, Rick	1984m				
O'Melia, Michael	1962, '63, '64c	65	180	133	493
Ostrom, Lonnie	1961, '62, '63	57	88	34	210
Page, Donald A.	1949, '50	35	46	74	166
Pamperin, John F.	1958	14	3	5	11
Parker, John E.	1954, '55, '56	48	107	93	307
Paterick, Timothy	1973, '75, '76	66	141	59	341
Patterson, Donald	1963	20	14	11	39
Patterson, Ray	1942, '43, '44c, '45c	77	309	150	768
Paul, John	1929, '30, '31cc				
Paust, Benjamin A.	1904				
Payne, Randolph R.	1914m				
Pearson, William	1975, '76, '77, '78	103	232	202	666
Pease, Harlow H.	1919, '20				
Petty, Larry	1978, '79, '80, '81	110	425	216	1066
Phelps, Marion O.	1912				
Piacenza, Richard	1973, '74, '76	30	26	16	68
Pipkorn, William	1939m				
Plondke, Scott	1984	18	13	7	33
Ploss, John	1982, '83, '84, '85	102	130	59	319
Poker (Pokrzywinski), Lawrence R.	1947, '48, '49	38	40	26	106
Poser, John F.	1930, '31, '32				
Poser, Rolf F.	1933, '34c, '35c				
Potter, John C.	1901, '02, '03c				
Powell, Howard	1936, '37, '38cc				
Powers, Edward P.	1926				
Powers, Robert L.	1960, '61	32	54	11	119
Prasil, Antone	1943m				
Preboski, Felix F.	1934, '35				
Pritchard, Arlyle	1937m				
Rabas, Andy	1985m, '86m				
Radke, Steven F.	1957, '58	29	34	25	93
Rebholz, James	1967	6	0	0	0
Rebholz, Russ	1931				
Reddick, Melvin	1969	19	41	18	100
Rehfeldt, Donald W.	1947, '48, '49, '50	81	451	267	1169
Rehm, Frederick R.	1941, '42, '43	61	78	90	246
Reinhart, Roger	1935, '36				
Remstad, Robert C.	1951	11	7	12	26
Rewey, Stanley L.	1932				
Reynolds, Donald W.	1921m				
Richgels, Glen	1971	26	126	39	291
Richter, Hugh V. (Pat)	1961, '62, '63	38	43	17	103
Ripley, Rodney	1984, '85, '86	58	120	62	302
Rippe, Russell T.	1946, '47, '48	32	22	14	58
Rizzi, Arthur J.	1946, '47	20	9	15	33
Roberts, David	1964, '65, '66	64	166	128	460
Robertson, Pollis	1986	13	5	8	18
Rogers, Douglas A.	1946, '47, '48, '49c	65	113	91	317
Rogers, Harlan	1906, '07, '08c				
Rogneby, James	1957, '58, '59	29	17	7	43
Rohan, Patrick	1971, '72	23	7	6	20
Rooney, George W.	1936, '37, '38cc				
Rossin, Robert	1959, '60	25	20	25	65
Roth, Scott	1982, '83, '84, '85c	109	455	246	1156



KIM HUGHES



JAMES JOHNSON



DALE KOELHER



JOHN KOTZ



BOB LITZOW



WES MATTHEWS



MARCUS MCCOY



DICK MILLER



PAUL MORROW

PLAYER	YEAR	GAMES	FG	FT	PTS
Ruckel, Robert	1946	12	4	6	14
Rudd, Allen	1976	35	105	42	252
Ruder, George L.	1916m				
Rundell, John	1938, '39, '40cc				
Ryan, William	1957m				
Ryckman, Kenneth A.	1932				
Ryser, Albert Jr.	1944	16	3	5	11
Sands, Albert T.	1913, '14				
Sandsmark, Arthur R.	1948m				
Scheiwe, Edward J.	1940, '41, '42				
Schell, John	1967, '68, '69cc	56	61	65	187
Schmidt, Geo.	1926m				
Schmitt, Gustav G.	1904				
Schneider, Fredric G.	1948, '49, '50	34	88	49	225
Schneider, Harvey	1930, '31, '32				
Schoeneck, Thomas	1965	25	24	5	53
Schofield, H.	1902, '03, '04c				
Schrage, Warren	1941, '42	35	24	11	59
Schubring, Darin	1986	22	8	9	25
Schwartz, John C.	1950	9	1	1	3
Schwartz, Robert	1939				
Scott, Harlo W.	1941, '42	32	35	35	105
Scoville, Walter A.	1910, '11, '12c				
Scribner, Charles A.	1905, '06, '07c				
Seifriz, Tim	1983m, '84m, '85m, '86m				
Selbo, Glen L.	1944, '47	20	80	51	211
Sellers, Brad	1982, '83	55	356	126	838
Serbiak, Robert	1958, '59	38	45	16	106
Severin, Max C.	1903, '04				
Sherrod, Clarence	1969, '70, '71cc	72	500	408	1408
Siebel, Kenneth F.	1961, '62, '63	71	401	282	1084
Siefert, Charles J.	1952, '53cc	44	133	89	355
Simpson, Eber	1917, '18				
Smith, Desmond C.	1944, '45	45	177	69	423
Smith, James III	1976, '77, '78c	76	237	70	544
Smith, Jim	1983	19	36	20	92
Smith, Robert W.	1946	20	23	29	75
Smith, Jr., Shelton	1985, '86	42	131	40	302
Smith, Thomas H.	1933, '34				
Smith, William	1976, '77	41	23	12	58
Spika, Daniel J.	1954	21	15	19	49
Spooner, A. Dwight	1923, '24				
Stack, John W.	1958, '59, '60m	19	19	7	45
Stangel, Otto	1912				
Stauffacher, Rod	1983m				
Steen, Marvin H.	1931, '32c				
Stege, Edward R.	1934, '35, '36c				
Steinhaus, Gregg	1983, '84, '85, '86	100	162	48	372
Steinmetz, Christian Sr.	1902, '03, '04, '05c	18	112	238	462*
Steinmetz, Christian R.	1931				
Steinmetz, Donald W.	1950m				
Stelter, Keith	1965	20	36	20	92
Stephens, Stephen L.	1957, '58,	36	37	57	131
Stoll, George A.	1925, '26, '27				
Stoltz, Oscar W.	1914				
Stover, Paul	1898, 1900, '01				
Stracka, Anthony J.	1952, '53, '54	61	176	182	534
Strain, William T.	1939, '40, '41				
Strickler, Palmer K.	1946	10	14	14	42
Sullivan, Robert D.	1945	11	5	5	15

PLAYER	YEAR	GAMES	FG	FT	PTS
Sullivan, Robert P.	1941, '42, '43	46	126	86	338
Sweeney, Dennis	1965, '66, '67c	64	177	45	399
Swenholt, Helmer	1907, '08, '09c				
Swenson, Edwin A.	1918				
Sydnor, Raymond	1977, '78	41	80	35	195
Taylor, Warren A.	1920, '21, '22				
Tebell, Gustaf K.	1921, '22, '23				
Tenhopen, Elmer R.	1927, '28, '29cc				
Timmerman, Donald L.	1940, '41				
Tornowske, Russell W.	1931				
Ulwelling, John	1960	36	146	41	333
Uphoff, Rodney	1971	29	22	23	67
Vander Meulen, David M.	1960, '61	24	81	66	228
Van Dien, James P.	1950, '51c	27	38	45	121
Van Gent, E.	1912, '13, '14c				
Van Riper, J.	1911, '12, '13c				
Varney, F. Carleton	1924, '25				
Vivona, Brian	1982m, '83m, '84m, 85m				
Voigt, Theodore	1967, '68, '69	49	78	21	177
Wackman, Ralph	1924, '25				
Walker, Gordon	1925m				
Wanzer, Gordon B.	1924m				
Ward, Thomas P.	1951, '52, '53cc	52	56	70	182
Watson, Gary	1971, '72	39	210	70	490
Weaver, Lamont	1972, '73, '74	57	142	57	341
Weber, Gary	1981m				
Weber, Jeffery J.	1984, '85, '86	74	223	106	552
Weber, Robert J.	1953, '54c	24	39	41	119
Wegner, Fred A.	1934, '35, '36				
Weigandt, Robert	1937, '38, '39cc				
Weisner, Ronald	1952, '53, '54	54	142	133	417
Welsler, George B. Jr.	1912m, '13m				
Wendlund, Russell	1944	12	29	11	69
Weston, Frank	1919, '20				
Whaley, J. Kirkwood	1934m				
Whisman, Harlan M.	1910m				
Wichman, Ray	1931, '32, '33c				
Wilhelm, Steve	1972, '73, '74	29	10	8	28
Willey, Rob	1986	9	1	2	4
Williams, John M.	1921				
Williams, Roland F.	1921, '22, '23				
Wise, John E.	1946, '49	20	14	17	45
Witt, William	1908, '09, '10c				
Wittig, Robert	1963	13	19	3	41
Woellaege, Edwin F.	1903				
Wolf, Robert A.	1947m				
Worthman, Robert J.	1949, '50	9	6	5	17
York, Claude A.	1940				
Young, Francis P.	1960	14	11	6	28
Zeiger, Richard	1955, '56	39	28	32	88
Zink, David	1968, '69, '70	45	42	28	112
Zinkgraf, Gary	1979, '82cc	39	18	18	54
Zorn, Willis L.	1945, '48, '49	32	10	24	44
Zubor, Mark	1964, '65, '66cc	70	348	205	901
Zulfer, Anthony G.	1918, '19c				
Zuppke, Robert C.	1904, '05				

*1905 TOTALS ONLY

NOTE-Scoring totals compiled from available records 1940-present.



CHUCK NAGLE




AB NICHOLAS



LEE OLER



BILL PEARSON



LARRY PETTY



DON REHFELDT



C. SHERROD



KEN SIEBEL



MARK ZUBOR

1986-87 BIG 10 NONCONFERENCE BASKETBALL SCHEDULE

Nov. 21 Bradley @ MICHIGAN
(Preseason NIT—other games TBA)

Nov. 28 PURDUE @ Stetson
Maryland-Baltimore @ NORTHWESTERN
Nebraska-Omaha @ WISCONSIN

Nov. 28-29 MICHIGAN STATE hosts Spartan-Cutlass Classic

Nov. 28-30 IOWA at Great Alaska Shootout

Nov. 29 ILLINOIS vs. Duke (@ Hawaii)
Montana State @ INDIANA
North Dakota State @ MINNESOTA
Florida International @ OHIO STATE
South Florida @ WISCONSIN

Dec. 1 ILLINOIS @ BYU-Hawaii
Ball State @ MICHIGAN
MINNESOTA @ Houston
Northern Illinois @ NORTHWESTERN
Illinois State @ PURDUE
WISCONSIN @ Marquette

Dec. 2 ILLINOIS @ Hawaii
INDIANA @ Notre Dame
Brooklyn @ MICHIGAN STATE
Western Michigan @ OHIO STATE

Dec. 3 Central Michigan @ MICHIGAN
Missouri-St. Louis @ IOWA
NORTHWESTERN @ Butler

Dec. 4 Chicago State @ ILLINOIS
MICHIGAN STATE @ Maine
Eastern Michigan @ MINNESOTA
Siena @ OHIO STATE
South Carolina @ WISCONSIN

Dec. 5-6 IOWA hosts Amana-Hawkeye Classic

Dec. 6 ILLINOIS @ Pittsburg
Kentucky @ INDIANA
Ill-Chicago @ MICHIGAN
MICHIGAN STATE @ George Washington
Illinois Wesleyan @ NORTHWESTERN
Ohio University @ OHIO STATE
PURDUE @ Connecticut
WISCONSIN @ Central Michigan

Dec. 8 Eastern Illinois @ ILLINOIS
Western Michigan @ MICHIGAN
Bowling Green @ OHIO STATE
Wichita State @ PURDUE
WISCONSIN @ Miami, FL.

Dec. 9 Kent State @ MICHIGAN
INDIANA @ Vanderbilt
Brigham Young @ IOWA

Dec. 10 North Dakota State @ WISCONSIN

Dec. 11 WISCONSIN vs. Northern Illinois (@ Rockford, Ill.)

Dec. 12-13 ILLINOIS hosts Illini Classic
INDIANA hosts Indiana Classic

Dec. 13 Iowa State @ MICHIGAN STATE
IOWA @ Drake
Chapman College @ MINNESOTA
Rollins @ NORTHWESTERN
Howard @ OHIO STATE
PURDUE @ Detroit

Dec. 15 Bowling Green @ MICHIGAN
MINNESOTA @ Oklahoma State

Dec. 16 MICHIGAN STATE @ Illinois-Chicago
OHIO STATE @ Dayton
Marquette @ NORTHWESTERN

Dec. 18 Austin Peay @ MINNESOTA

Dec. 19-20 OHIO STATE @ Gator Bowl Classic

Dec. 20 ILLINOIS @ North Carolina (CBS-TV)
Morehead State @ INDIANA
Iowa State @ IOWA
Northern Michigan @ MICHIGAN
MICHIGAN STATE @ Texas Christian
MINNESOTA @ Detroit
Loyola, Ill. @ NORTHWESTERN
Tampa @ PURDUE

Dec. 22 PURDUE @ Toledo
Rider @ IOWA
Wichita State @ MINNESOTA
NORTHWESTERN @ DePaul
Eastern Illinois @ WISCONSIN

Dec. 23 Louisville @ INDIANA
Kentucky State @ WISCONSIN

Dec. 26-27 INDIANA hosts HOOSIER CLASSIC

Dec. 26-30 OHIO STATE & WISCONSIN @ Rainbow Classic

Dec. 27 ILLINOIS @ Loyola, IL
Tennessee Tech @ MINNESOTA
NORTHWESTERN @ Wisconsin-Green Bay

Dec. 28-29 IOWA @ Cal-Irvine Tournament

Dec. 29-30 MICHIGAN @ Alabama-Birmingham Classic
PURDUE @ Dallas Morning News Classic
MICHIGAN STATE @ Cable Car Classic

Dec. 30 Murray State @ MINNESOTA
NORTHWESTERN @ Duke

1987

Jan. 18 Syracuse @ MICHIGAN (CBS-TV)
Louisville @ PURDUE (ABC-TV)

Jan. 25 Arizona @ ILLINOIS (NBC-TV)

Feb. 7 IOWA @ Arizona (CBS-TV)

1986 BIG 10 MEN'S TOURNAMENT SCHEDULE

Nov. 28-29:

ILLINOIS AT Brigham Young-Hawaii Classic (Honolulu, HA.)
(ILLINOIS, New Mexico State, Brigham Young-Hawaii & Duke)

Nov. 28 ILLINOIS vs. New Mexico State

Nov. 29 ILLINOIS vs. Brigham Young-Hawaii or Duke

MICHIGAN STATE hosts Spartan-Cutlass Classic (East Lansing, MI.)
(MICHIGAN STATE, Eastern Michigan, Utica & Navy)

Nov. 28 MICHIGAN STATE vs. Eastern Michigan

Nov. 29 MICHIGAN STATE vs. Utica or Navy

Nov. 28-30:

IOWA at Great Alaska Shootout (Anchorage, AK)
(IOWA, Alaska-Anchorage, Texas, North Carolina State, Louisville, Northeastern, Utah)

Nov. 28 IOWA vs. Alaska-Anchorage

Nov. 29 IOWA vs. TBA

Nov. 30 IOWA vs. TBA

Dec. 5-6:

IOWA hosts Amana-Hawkeye Classic (IOWA, Delaware, Washington State & Loyola-Marymount)

Dec. 5 IOWA vs. Delaware

Dec. 6 IOWA vs. Washington State or Loyola-Marymount

Dec. 12-13:

ILLINOIS hosts Illini Classic (Champaign, Ill.)
(ILLINOIS, Baylor, Illinois-Chicago & Princeton)

Dec. 12 ILLINOIS vs. Baylor

Dec. 13 ILLINOIS vs. Illinois-Chicago or Princeton

INDIANA host Indiana Classic (Bloomington, Ind.)
(INDIANA, UNC-Wilmington, East Carolina & Southern Illinois)

Dec. 12 INDIANA vs. UNC-Wilmington

Dec. 13 INDIANA vs. East Carolina or Southern Illinois

Dec. 19-20:

OHIO STATE at Gator Bowl Classic (Jacksonville, Fla.)
(OHIO STATE, Jacksonville, Florida & Virginia Tech)

Dec. 19 OHIO STATE vs. Jacksonville

Dec. 20 OHIO STATE vs. Florida or Virginia Tech

Dec. 26-27:

INDIANA hosts Hoosier Classic (Indianapolis, Ind.)
(INDIANA, Fresno State, Illinois State & Princeton)

Dec. 26 INDIANA vs. TBA

Dec. 27 INDIANA vs. TBA

Dec. 27-30:

OHIO STATE & WISCONSIN at Rainbow Classic (Honolulu, HA.)
(OHIO STATE, WISCONSIN, California, Florida, Kansas, Pittsburgh, Hawaii & Arkansas)

Dec. 27 WISCONSIN vs. Hawaii

Dec. 28 OHIO STATE vs. Arkansas

Dec. 29 TBA

Dec. 30 TBA

Dec. 28-29:

IOWA at Anteater Classic (Long Beach, Calif.)
(IOWA, Portland, California-Irvine & Eastern Washington)

Dec. 28 IOWA vs. Portland

Dec. 29 IOWA vs. California-Irvine or Eastern Washington

Dec. 29-30:

MICHIGAN at Alabama-Birmingham Classic (Birmingham, Ala.)
(MICHIGAN, Middle Tennessee State, Alabama-Birmingham & Alaska)

Dec. 29 MICHIGAN vs. Middle Tennessee State

Dec. 30 MICHIGAN vs. Alabama-Birmingham or Alaska

PURDUE at Dallas Morning News Classic (Dallas, Texas)

(PURDUE, North Carolina, Southern Methodist & Towson State)

Dec. 29 PURDUE vs. North Carolina

Dec. 30 PURDUE vs. Southern Methodist or Towson State

MICHIGAN STATE at Cable Car Classic (Santa Clara, Calif.)
(MICHIGAN STATE, Brigham Young, Wake Forest & Santa Clara)

Dec. 29 MICHIGAN STATE vs. Brigham Young

Dec. 30 MICHIGAN STATE vs. Wake Forest or Santa Clara

1986-87 BIG TEN CONFERENCE BASKETBALL SCHEDULE

Jan. 3, 1987:

WISCONSIN @ MINNESOTA (1 CST)
MICHIGAN @ ILLINOIS (CBS-TV/Big 10) (3 CST)
NORTHWESTERN @ IOWA (7 CST)
MICHIGAN STATE @ PURDUE (2 EST)

Jan. 4:

INDIANA @ OHIO STATE (CBS-TV/BIG 10) (4 EST)

Jan. 5:

MICHIGAN @ PURDUE (ESPN) (9:30 EST)
MICHIGAN STATE @ ILLINOIS (7 CST)
NORTHWESTERN @ MINNESOTA (8 CST)
WISCONSIN @ IOWA (7 CST)

Jan. 8:

PURDUE @ NORTHWESTERN (8 CST)
ILLINOIS @ WISCONSIN (7 CST)
OHIO STATE @ MICHIGAN (8 EST)
INDIANA @ MICHIGAN STATE (8 EST)

Jan. 10:

PURDUE @ WISCONSIN (Big 10) (3 CST)
ILLINOIS @ NORTHWESTERN (Big 10) (3 CST)
IOWA @ MINNESOTA (7 CST)
OHIO STATE @ MICHIGAN STATE (8 EST)

Jan. 12:

INDIANA @ MICHIGAN (ESPN) (9 EST)

Jan. 14:

MINNESOTA @ PURDUE (Big 10) (8 EST)
IOWA @ ILLINOIS (Big 10) (7 CST)

Jan. 15:

NORTHWESTERN @ OHIO STATE (8 EST)
MICHIGAN STATE @ MICHIGAN (8 EST)
WISCONSIN @ INDIANA (8 EST)

Jan. 17:

MINNESOTA @ ILLINOIS (Big 10) (3 CST)
WISCONSIN @ OHIO STATE (8 EST)
NORTHWESTERN @ INDIANA (8 EST)

Jan. 19:

IOWA @ PURDUE (ESPN) (9 EST)

Jan. 21:

OHIO STATE @ MINNESOTA (Big 10) (7 CST)
MICHIGAN @ NORTHWESTERN (Big 10) (7 CST)

Jan. 22:

ILLINOIS @ PURDUE (7 EST)
INDIANA @ IOWA (7:30 CST)
MICHIGAN STATE @ WISCONSIN (7 CST)

Jan. 24:

OHIO STATE @ IOWA (Big 10) (3 CST)
INDIANA @ MINNESOTA (7 CST)
MICHIGAN @ WISCONSIN (7 CST)
Arizona @ ILLINOIS (NBC-TV) (Noon CST)

Jan. 26:

MICHIGAN STATE @ NORTHWESTERN (ESPN) (8:30 CST)

Jan. 28:

ILLINOIS @ INDIANA (Big 10) (8 EST)

Jan. 29:

PURDUE @ OHIO STATE (8 EST)
MINNESOTA @ MICHIGAN (8 EST)
IOWA @ MICHIGAN STATE (8 EST)

Jan. 31:

IOWA @ MICHIGAN (CBS-TV) (1 EST)
PURDUE @ INDIANA (Big 10) (4 EST)
MINNESOTA @ MICHIGAN STATE (Big 10) (4 EST)
WISCONSIN @ NORTHWESTERN (7 CST)
Colorado @ ILLINOIS (7 CST)

Feb. 1:

ILLINOIS @ OHIO STATE (ESPN) (7 EST)

Feb. 4:

MINNESOTA @ IOWA (Big 10) (7 CST)
MICHIGAN STATE @ INDIANA (Big 10) (8 EST)

Feb. 5:

NORTHWESTERN @ ILLINOIS (7 CST)
MICHIGAN @ OHIO STATE (8 EST)
WISCONSIN @ PURDUE (8 EST)

Feb. 7:

NORTHWESTERN @ PURDUE (Big 10) (4 EST)
WISCONSIN @ ILLINOIS (7 CST)
MICHIGAN @ INDIANA (CBS-TV) (1 EST)

Feb. 9:

MICHIGAN STATE @ OHIO STATE (ESPN) (9:30 EST)

Feb. 11:

INDIANA @ NORTHWESTERN (Big 10) (7 CST)

Feb. 12:

OHIO STATE @ WISCONSIN (7 CST)
PURDUE @ IOWA (7:30 CST)
ILLINOIS @ MINNESOTA (7 CST)

Feb. 14:

MINNESOTA @ PURDUE (Big 10) (8 EST)
IOWA @ ILLINOIS (Big 10) (7 CST)

Feb. 15:

MICHIGAN @ MICHIGAN STATE (ABC-TV) (2 EST)

Feb. 16:

INDIANA @ WISCONSIN (ESPN) (8:30 CST)

Feb. 18:

WISCONSIN @ MICHIGAN (Big 10) (8 EST)
IOWA @ OHIO STATE (Big 10) (8 EST)

Feb. 19:

MINNESOTA @ INDIANA (8 EST)
NORTHWESTERN @ MICHIGAN STATE (8 EST)

Feb. 21:

NORTHWESTERN @ MICHIGAN (Big 10) (1 EST)
IOWA @ INDIANA (NBC-TV) (3 EST)
MINNESOTA @ OHIO STATE (8 EST)
WISCONSIN @ MICHIGAN STATE (8 EST)

Feb. 23:

PURDUE @ ILLINOIS (ESPN) (8:30 CST)

Feb. 25:

OHIO STATE @ ILLINOIS (Big 10) (7 CST)
MICHIGAN @ MINNESOTA (Big 10) (7 CST)

Feb. 26:

MICHIGAN STATE @ IOWA (7 CST)
INDIANA @ PURDUE (8 EST)

Feb. 28:

MICHIGAN @ IOWA (NBC-TV) (1:30 CST)
OHIO STATE @ PURDUE (Big 10) (4 EST)
MICHIGAN STATE @ MINNESOTA (7 CST)

March 1:

INDIANA @ ILLINOIS (ABC-TV) (1 EST)
NORTHWESTERN @ WISCONSIN (3 CST)

March 4:

PURDUE @ MICHIGAN STATE (ESPN/Big 10) (TBA)
ILLINOIS @ MICHIGAN (ESPN/Big 10) (TBA)

March 5:

MINNESOTA @ WISCONSIN (7 CST)
IOWA @ NORTHWESTERN (7 CST)

March 7:

OHIO STATE @ INDIANA (CBS-TV/Big 10) (TBA)
PURDUE @ MICHIGAN (CBS-TV/Big 10) (TBA)
MINNESOTA @ NORTHWESTERN (7 CST)
ILLINOIS @ MICHIGAN STATE (8 EST)

March 8:

IOWA @ WISCONSIN (1 CST)

Subject to Change

(OCTOBER 10, 1986)

1986 NIT PRE-SEASON TOURNAMENT

(Opening round games will be played November 21, with second round contests scheduled for November 24 at sites to be named after the first round games are completed. The semifinals and final game will be played November 28-29 at New York's Madison Square Garden.)

Opening Round:

Arizona at Nevada-Las Vegas
Cleveland State at Memphis State
Western Kentucky at Notre Dame
Bradley at Michigan
Brigham Young at Oklahoma
Temple at Virginia
Texas Christian at LSU
Howard at Villanova

BACK COVER: Aerial view of the home of the Badgers—Madison, Wisconsin

